

**PART I CRIMES (ACTUAL OFFENSES)
DECEMBER 2007**

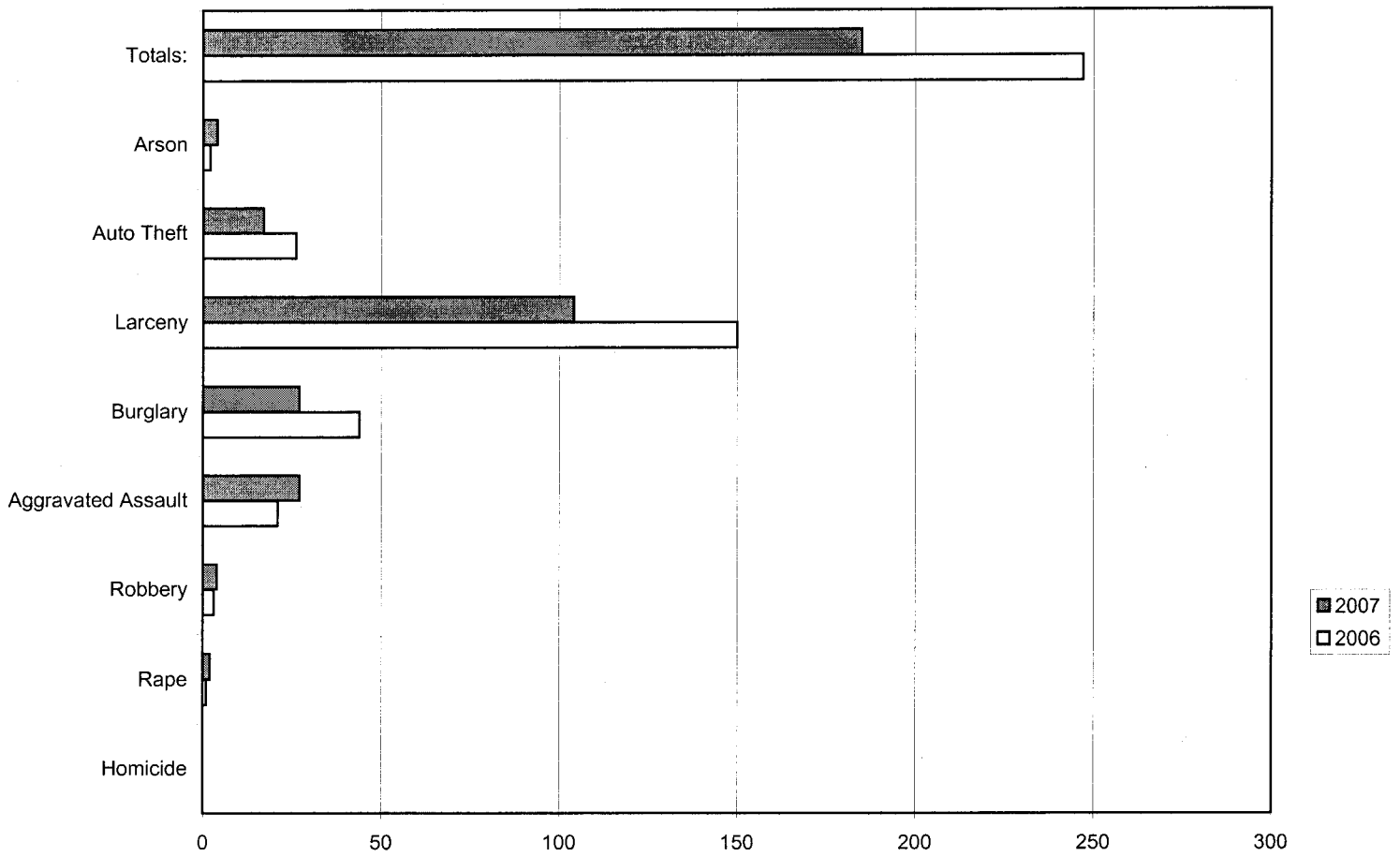
	DECEMBER		Percent Change	Year to Date		Percent Change
	2006	2007		2006	2007	
Homicide	0	0	0	1	1	0%
Rape	1	2	100%	39	28	-28%
Robbery	3	4	33%	107	117	9%
Aggravated Assault	21	27	29%	251	335	33%
Burglary	44	27	-39%	537	410	-24%
Larceny	150	104	-31%	2413	1847	-23%
Auto Theft	26	17	-35%	251	175	-30%
Arson	2	4	100%	31	33	6%
Totals:	247	185	-25%	3630	2946	-19%

PART I CRIMES - TWO YEAR COMPARISON

	JAN 06	JAN 07	FEB 06	FEB 07	MAR 06	MAR 07	APR 06	APR 07	MAY 06	MAY 07	JUN 06	JUN 07
Homicide	0	0	0	0	0	0	0	0	0	0	0	0
Forcible Rape	1	5	3	2	1	2	3	4	2	1	7	1
Robbery	12	7	13	4	9	12	13	5	6	10	7	10
Aggravated Assault	21	30	7	30	12	35	9	11	25	38	25	27
Burglary	49	45	42	32	56	40	52	31	75	32	40	36
Larceny	190	171	195	152	213	208	239	159	230	141	214	151
Auto Theft	20	17	18	17	20	13	23	15	26	8	16	12
Arson	1	3	1	0	2	13	2	4	9	0	3	1
TOTALS:	294	278	279	237	313	323	341	229	373	230	312	238

	JUL 06	JUL 07	AUG 06	AUG 07	SEP 06	SEP 07	OCT 06	OCT 07	NOV 06	NOV 07	DEC 06	DEC 07
Homicide	0	0	1	0	0	1	0	0	0	0	0	0
Forcible Rape	6	4	5	3	2	3	4	1	4	0	1	2
Robbery	9	22	11	14	9	12	10	9	5	8	3	4
Assault	34	14	25	39	22	25	23	17	27	42	21	27
Burglary	38	29	41	45	34	19	24	41	42	33	44	27
Larceny	229	169	214	177	186	148	164	156	189	111	150	104
Auto Theft	20	15	19	8	17	14	25	25	21	14	26	17
Arson	8	2	0	3	0	1	2	0	1	2	2	4
TOTALS:	344	255	316	289	270	223	252	249	289	210	247	185

PART I CRIMES COMPARISON CHART DECEMBER 2006 - DECEMBER 2007



	Homicide	Rape	Robbery	Aggravated Assault	Burglary	Larceny	Auto Theft	Arson	Totals:
■ 2007	0	2	4	27	27	104	17	4	185
□ 2006	0	1	3	21	44	150	26	2	247

MONTHLY REPORT OF OFFENSES KNOWN TO THE POLICE:

RETURN A

This report is authorized by law Title 28, Section 534, U.S. Code. While you are not required to report, your cooperation in forwarding this report by the seventh day after the close of the month to Uniform Crime Reports, Federal Bureau of Investigation, Washington, D.C. 20535, will assist in compiling comprehensive, accurate national crime figures on a timely basis.

1 Classification of Offenses	2 Offenses Reported or Known to Police	3 Unfounded, i.e., False or Baseless Complaints	4 Number of Actual Offenses	5 Total Offenses Cleared by Arrest or Exceptional Means	6 Number of Clearances Involving Only Persons Under 18 Years of Age
1. CRIMINAL HOMICIDE					
a. Murder and Non-negligent Homicide	11				
b. Manslaughter by Negligence	12				
2. FORCIBLE RAPE TOTAL					
a. Rape by Force	20	2	2		
b. Attempts to Commit Forcible Rape	21	1	1		
	22	1	1		
3. ROBBERY TOTAL					
a. Firearm	30	4	4	1	
b. Knife or Cutting Instrument	31	1	1	1	
c. Other Dangerous Weapon	32				
d. Strong-Arm (Hands, Fists, Feet, etc.)	33				
	34	3	3		
4. ASSAULT TOTAL					
a. Firearm	40	58	58	33	2
b. Knife or Cutting Instrument	41				
c. Other Dangerous Weapon	42	6	6	2	
d. Strong-Arm (Hands, Fists, Feet, etc.)	43	7	7	2	
e. Other Assaults - Simple	44	14	14	14	
	45	31	31	15	2
5. BURGLARY TOTAL					
a. Forcible Entry	50	27	27	3	
b. Unlawful Entry - No Force	51	12	12		
c. Attempted Forcible Entry	52	15	15	3	
	53				
6. LARCENY - THEFT TOTAL					
	60	104	104	26	4
7. MOTOR VEHICLE THEFT TOTAL					
a. Autos	70	17	17		
b. Trucks and Buses	71	14	14		
c. Other Vehicles	72	2	2		
	73	1	1		
GRAND TOTAL	77	212	212	63	6

Checking any of the appropriate blocks below will eliminate your need to submit reports when the values are zero. This will also aid the national program in its quality control efforts.

- | | |
|---|---|
| <input checked="" type="checkbox"/> No Supplementary Homicide Report Submitted. | <input type="checkbox"/> No Persons Under 18 Arrested. |
| <input type="checkbox"/> No Supplement to Return A Submitted. | <input type="checkbox"/> No Persons 18 or Over Arrested. |
| <input type="checkbox"/> No Law Enforcement Officers Killed or Assaulted. | <input type="checkbox"/> No Arson Offenses Occurred. |
| <input checked="" type="checkbox"/> No Violent Crimes Against Seniors. | <input type="checkbox"/> No Domestic Violence-Related Calls. |
| <input type="checkbox"/> No Hate Crimes. | <input checked="" type="checkbox"/> No Anti-Reproduction Rights Crimes. |

SANTA CRUZ PD
155 CENTER ST
SANTA CRUZ, CA 95060
Agency and State

CA0440200
Agency ID

56,000
Population

Month and Year of Report: 12/07

Bonnie Stow
Signature

1/10/08
Date

Bonnie Stow Police Records Technician

Report Prepared by

Title

Howard Skerry

Chief

**MONTHLY REPORT OF OFFENSES KNOWN TO THE POLICE:
SUPPLEMENT TO RETURN A**

PROPERTY STOLEN BY CLASSIFICATION

CLASSIFICATION	ACTUAL OFFENSES (Column 4, Return A)	VALUE OF PROPERTY STOLEN
1. Murder/Nonnegligent Manslaughter	12	
2. Forcible Rape (Total)	20	2
3. Robbery		
(a) Highway (Streets, Alleys, etc.)	31	
(b) Commercial House (Except c, d, f)	32	
(c) Gas or Service Station	33	
(d) Convenience Store	34	
(e) Residence (Anywhere on the Premises)	35	
(f) Bank	36	
(g) Miscellaneous	37	4
TOTAL ROBBERY	30	4
4. Assault (Not Applicable)		
5. Burglary - Breaking or Entering		
(a) Residence (Dwelling)		
(1) Night (6 P.M. - 6 A.M.)	51	7
(2) Day (6 A.M. - 6 P.M.)	52	7
(3) Unknown	53	5
(b) Non-Residence (Store, Office, etc.)		
(1) Night (6 P.M. - 6 A.M.)	54	6
(2) Day (6 A.M. - 6 P.M.)	55	2
(3) Unknown	56	
TOTAL BURGLARY	50	27
6. Larceny - Theft (Except Motor Vehicle Theft)		
(a) Over \$400	64	28
(b) \$200 to \$400	61	17
(c) \$50 to \$199	62	19
(d) Under \$50	63	40
TOTAL LARCENY (Same as Item 6X)	60	104
7. Motor Vehicle Theft (Include Alleged Joy Ride)	70	17
GRAND TOTAL - All Items	77	
Additional Analysis of Larceny and Motor Vehicle Theft		
6X. Nature of Larcenies Under Item 6		
(a) Pocket-Picking	81	1
(b) Purse-Snatching	82	1
(c) Shoplifting	83	19
(d) From Motor Vehicles (Except e)	84	34
(e) Motor Vehicle Parts and Accessories	85	6
(f) Bicycles	86	13
(g) From Buildings (Except c and h)	87	14
(h) From Any Coin-Operated Machine (Parking Meters, etc.)	88	1
(i) All Other	89	15
TOTAL LARCENIES (Same as Item 6)	80	104
7X. Motor Vehicles Recovered		
(a) Stolen Locally and Recovered Locally	91	13
(b) Stolen Locally and Recovered by Other Jurisdictions	92	4
(c) Total Locally Stolen Motor Vehicles Recovered	90	17
(d) Stolen Out of Town, Recovered Locally	93	3

**MONTHLY REPORT OF OFFENSES KNOWN TO THE POLICE:
SUPPLEMENT TO RETURN A**

PROPERTY BY TYPE AND VALUE


Type of Property		Value of Property Stolen and Recovered In Your Jurisdiction	
		Stolen	Recovered
(A) Currency, Notes, etc.	01	\$6,896	\$69
(B) Jewelry and Precious Metals	02	\$37,049	\$6
(C) Clothing and Furs	03	\$6,033	\$241
(D) Locally Stolen Motor Vehicles	04	\$105,470	\$104,970
(E) Office Equipment	05	\$21,922	
(F) Televisions, Radios, Stereos, etc.	06	\$8,305	\$838
(G) Firearms	07		
(H) Household Goods	08		
(I) Consumable Goods	09	\$564	\$159
(J) Livestock	10		
(K) Miscellaneous	11	\$30,024	\$522
TOTAL	00	\$216,263	\$106,805

NOTE: Total of column (2) should agree with grand total (DATA ENTRY 77) shown on page 2. In column (3) include all property recovered even though stolen in prior months. The above is an accounting for only that property stolen in your jurisdiction. This will include property recovered for you by other jurisdictions but not property you recover for them.

SANTA CRUZ PD
155 CENTER ST
SANTA CRUZ, CA 95060
Agency and State

CA0440200
Agency ID

56,000
Population

Month and Year of Report: 12/07

 Signature _____ Date 1/10/08
 Bonnie Stow Police Records Technician
 Report Prepared by _____ Title
 Howard Skerry
 Chief


MONTHLY REPORT OF OFFENSES KNOWN TO THE POLICE:

ARSON OFFENSES

This report is authorized by law Title 28, Section 534, United States Code, and the enactment of the fiscal year 1979, Department of Justice Authorization Bill S. 3151. While you are not required to respond, your cooperation in using this form to report all incidents of arson which become known to your department during the month will assist the FBI in compiling comprehensive, accurate data on a timely basis.

1 Property Classification	2 Offenses reported or known to police	3 Unfounded, i.e., false or baseless complaints	4 Number of actual offenses	5 Total offenses cleared by arrest or exceptional means	6 Number of clearances involving only persons under 18 years of age	7 Offenses where structures uninhabited, abandoned, or not normally in use	8 Estimated value of property damage
A. Single Occupancy Residential: Houses, Townhouses, Duplexes, etc.							
B. Other Residential: Apartments, Tenements, Flats, Hotels, Motels, Inns, Dormitories, Boarding Houses, etc.							
C. Storage: Barns, Garages, Warehouses, etc.							
D. Industrial/Manufacturing							
E. Other Commercial: Stores, Restaurants, Offices, etc.							
F. Community/Public: Churches, Jails, Schools, Colleges, Hospitals, etc.	2		2				\$11
G. All Other Structures: Out Buildings, Monuments, Buildings Under Construction, etc.							
TOTAL STRUCTURE	2		2				\$11
H. Motor Vehicles: Automobiles, Trucks, Buses, Motorcycles, etc. UCR Definition							
I. Other Mobile Property: Trailers, Recreational Vehicles, Airplanes, Boats, etc.							
TOTAL MOBILE							
J. Total Other: Crops, Timber, Fences, Signs, etc.	2		2				\$2
GRAND TOTAL	4		4				\$13


SANTA CRUZ PD
 155 CENTER ST
 SANTA CRUZ, CA 95060
 Agency and State
 CA0440200
 Agency ID
 56,000
 Population

Month and Year of Report: 12/07

 Signature
 1/10/08
 Date
Bonnie Stow Police Records Technician
 Report Prepared by
 Title
Howard Skerry
 Chief

**MONTHLY REPORT OF OFFENSES KNOWN TO THE POLICE:
DOMESTIC VIOLENCE-RELATED CALLS FOR ASSISTANCE
California Penal Code (PC) Section 13730 (a)**

<u>TYPE OF DATA</u>	<u>NUMBER</u>
TOTAL DOMESTIC VIOLENCE CALLS RECEIVED	19
TOTAL CASES INVOLVING WEAPONS	5
<hr/>	
SUBTOTALS	
<hr/>	
FIREARM	
KNIFE OR CUTTING INSTRUMENT	1
OTHER DANGEROUS WEAPON	
PERSONAL WEAPON (HANDS, FIST, FEET, ETC.)	4

SANTA CRUZ PD
155 CENTER ST
SANTA CRUZ, CA 95060
Agency and State
CA0440200
Agency ID
56,000
Population

Month and Year of Report: 12/07

Signature _____ Date 1/10/08
Bonnie Stow Police Records Technician
Report Prepared by _____ Title
Howard Skerry
Chief

**MONTHLY REPORT OF OFFENSES KNOWN TO THE POLICE:
HATE CRIMES**

There was 1 case involving Hate Crimes for this compile period.

Case #s


07S-11390

SANTA CRUZ PD
155 CENTER ST
SANTA CRUZ, CA 95060
Agency and State

CA0440200
Agency ID

56,000
Population

Month and Year of Report: **12/07**


Signature

1/10/08
Date

Bonnie Stow Police Records Technician

Report Prepared by

Title

Howard Skerry

Chief

LAW ENFORCEMENT OFFICERS KILLED OR ASSAULTED

It is requested this report be completed and transmitted with monthly crime reports to: Director, Federal Bureau of Investigation, Uniform Crime Reports, Washington, D.C. 20535. This form should be used to report the number of your officers who were assaulted or killed in the line of duty during the month. Additional information concerning officers killed will be requested by a separate questionnaire.

OFFICERS KILLED

Number of your law enforcement officers killed in the line of duty this month

By felonious act _____

By accident or negligence _____

OFFICERS ASSAULTED (Do not include officers killed.)

Type of Activity	Type of Weapon					Type of Assignment								Police Assaults Cleared
	Total Assaults by Weapon	Firearm	Knife	Other Dangerous Weapon	Hands, Fists, Feet, etc.	Two Officer Vehicle	One Officer Vehicle	Detective or Special Assign.		Other		M		
	A	B	C	D	E	F	G	H	I	J	K		L	
1. Responding to "Disturbance"	2				2			2					2	
2. Burglaries in Progress														
3. Robberies in Progress														
4. Attempting Other Arrests														
5. Civil Disorder														
6. Handling Prisoners	1				1			1					1	
7. Suspicious Person/Circum.														
8. Ambush - No Warning														
9. Mentally Deranged														
10. Traffic Pursuits														
11. All Other														
12. TOTAL (1-11)	3				3			3					3	
13. Number With Personal Injury					1									
14. Number Without Personal Injury					2									
15. Time of Assaults	A.M.		1											
	P.M.				1								1	
		12:01	2:00	4:00	6:00	8:00	10:00	12:00						

SANTA CRUZ PD
155 CENTER ST
SANTA CRUZ, CA 95060
Agency and State

CA0440200
Agency ID

56,000
Population

Month and Year of Report: 12/07

Bonnie Stow
Signature

1/10/08
Date

Bonnie Stow Police Records Technician

Report Prepared by Title

Howard Skerry

Chief

MONTHLY REPORT OF
ANTI-REPRODUCTIVE RIGHTS CRIMES (ARRC)
SUMMARY WORKSHEET

AGENCY SANTA CRUZ PD	
NCIC NUMBER CA0440200	REPORTING MONTH/YEAR 12/2007
<input type="checkbox"/> THERE WERE ___ ARRCs REPORTED TO THIS DEPARTMENT FOR THIS MONTH (Attach Data Collection Worksheets)	
<input checked="" type="checkbox"/> THERE WERE NO ARRCs REPORTED TO THIS DEPARTMENT FOR THIS MONTH	
PREPARER'S NAME Bonnie Stow	TELEPHONE NUMBER (831) 420-5874
SUBMIT THIS SUMMARY SHEET WITH THE ARRC DATA COLLECTION WORKSHEET(S), IF ANY, TO State of California Department of Justice CRIMINAL JUSTICE STATISTICS CENTER P.O. Box 903427 Sacramento, CA 94203-4270 ATTN: Anti-Reproductive Rights Crimes	

Purpose:

It is the intent of the Department of Justice to:

- * Collect data on all crimes relating to violations of the Reproductive Rights Law Enforcement Act.
- * Collect data on the threatened commission of anti-reproductive rights crimes and persons suspected of committing these crimes or making these threats.
- *Distinguish between crimes of violence and non-violence.

INSTRUCTIONS FOR COMPLETION:

SUBMIT ANTI-REPRODUCTIVE RIGHTS CRIMES (ARRC) AS DEFINED IN PENAL CODE SECTION 13776 (A). SEE REVERSE OF THIS FORM FOR PENAL CODE STATUTES TO BE USED WHEN COMPLETING THIS FORM.

NOTE: It is the purpose of this legislation to collect data on any crime committed partly or wholly because the victim is a reproductive health services client, provider, or assistant, or a crime that is partly or wholly intended to intimidate the victim, or any other person or entity, or any class of persons or entities from becoming or remaining a reproductive health services client, provider or assistant.

Requirement:

This form should be submitted monthly whether or not an ARRC occurred.

Frequency:

Submit monthly, by the 10th working day for the preceding month (for example, July data should be submitted by the 10th working day in August).

Reporting # of ARRCs:

If there are ARRCs to be reported by your agency, check the first box and enter the total number of ARRCs for the reporting month. Attach Data Collection Worksheets for each ARRC report.

If there were no ARRCs to report, check the second box and submit the Summary Worksheet only.