

PART I CRIMES (ACTUAL OFFENSES)
DECEMBER 2014

	DECEMBER		Percent Change	Year to Date		Percent Change
	2013	2014		2013	2014	
Homicide	0	0	0	4	1	-75%
Rape	0	3	300%	33	63	91%
Robbery	6	14	133%	85	109	28%
Aggravated Assault	26	20	-23%	284	351	24%
Burglary	45	53	18%	552	420	-24%
Larceny	160	244	53%	2384	2602	9%
Auto Theft	15	14	-7%	228	250	10%
Arson	<u>1</u>	<u>0</u>	-100%	<u>20</u>	<u>23</u>	15%
Totals:	253	348	38%	3590	3819	6%

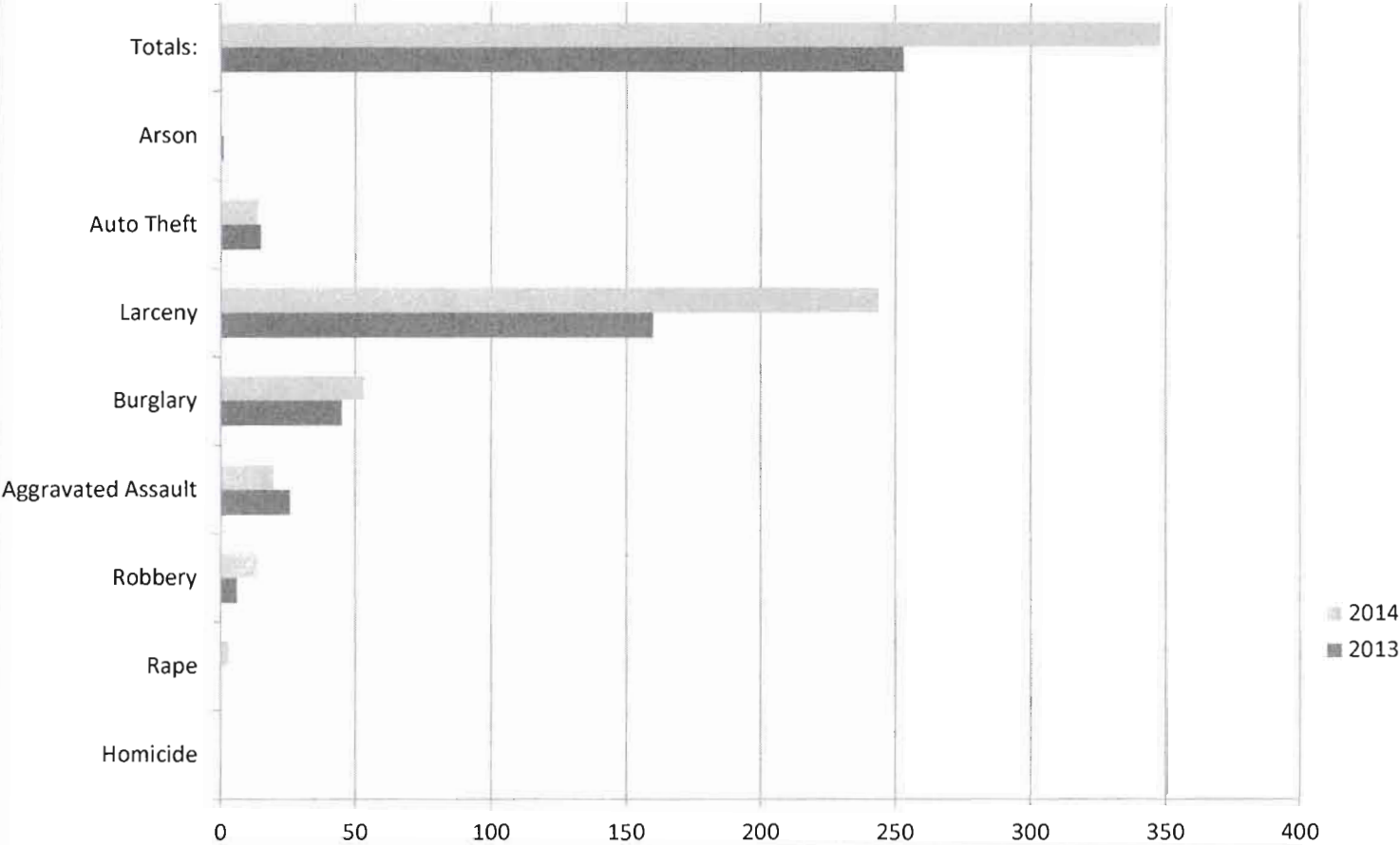
PART I CRIMES - TWO YEAR COMPARISON

	JAN 13	JAN 14	FEB 13	FEB 14	MAR 13	MAR 14	APR 13	APR 14	MAY 13	MAY 14	JUN 13	JUN 14
Homicide	0	0	3	0	0	0	0	0	0	0	0	0
Forcible Rape	2	3	0	3	4	8	6	3	4	8	1	4
Robbery	9	9	8	4	7	8	5	12	7	11	3	5
Aggravated Assault	31	21	18	20	31	39	23	37	27	29	21	34
Burglary	56	29	51	24	51	39	31	35	74	44	55	39
Larceny	183	221	161	210	190	259	174	198	220	244	205	213
Auto Theft	23	26	27	11	27	19	26	19	15	31	12	27
Arson	2	0	0	2	2	6	0	2	1	3	4	1
TOTALS:	306	309	268	274	312	378	265	306	348	370	301	323

	JUL 13	JUL 14	AUG 13	AUG 14	SEP 13	SEP 14	OCT 13	OCT 14	NOV 13	NOV 14	DEC 13	DEC 14
Homicide	0	1	1	0	0	0	0	0	0	0	0	0
Forcible Rape	3	4	3	3	2	6	1	8	7	10	0	3
Robbery	8	6	6	15	6	10	13	8	7	7	6	14
Assault	28	35	22	21	19	25	16	35	22	35	26	20
Burglary	45	29	40	29	35	33	40	22	29	44	45	53
Larceny	194	220	247	182	241	196	230	200	179	215	160	244
Auto Theft	21	33	14	15	17	27	18	15	13	13	15	14
Arson	1	4	1	1	3	0	1	2	4	2	1	0
TOTALS:	300	332	334	266	323	297	319	290	261	326	253	348

YEAR TO DATE TOTALS ARE NOT FINALIZED UNTIL THE END OF THE CALENDAR YEAR

PART I CRIMES COMPARISON CHART DECEMBER 2013 - DECEMBER 2014



	Homicide	Rape	Robbery	Aggravated Assault	Burglary	Larceny	Auto Theft	Arson	Totals:
2014	0	3	14	20	53	244	14	0	348
2013	0	0	6	26	45	160	15	1	253

MONTHLY REPORT OF OFFENSES KNOWN TO THE POLICE:

RETURN A

This report is authorized by law Title 28, Section 534, U.S. Code. While you are not required to report, your cooperation in forwarding this report by the seventh day after the close of the month to Uniform Crime Reports, Federal Bureau of Investigation, Washington, D.C. 20535, will assist in compiling comprehensive, accurate national crime figures on a timely basis.

1 Classification of Offenses	2 Offenses Reported or Known to Police	3 Unfounded, i.e., False or Baseless Complaints	4 Number of Actual	5 Total Offenses Cleared by Arrest or Exceptional Means	6 Number of Clearances Involving Only Persons Under
1. CRIMINAL HOMICIDE					
a. Murder and Non-negligent Homicide	11				
b. Manslaughter by Negligence	12	1	1		
2. FORCIBLE RAPE TOTAL	20	3	3		
a. Rape by Force	21	3	3		
b. Attempts to Commit Forcible Rape	22				
3. ROBBERY TOTAL	30	14	14	5	
a. Firearm	31				
b. Knife or Cutting Instrument	32	2	2		
c. Other Dangerous Weapon	33	1	1		
d. Strong-Arm (Hands, Fists, Feet, etc.)	34	11	11	5	
4. ASSAULT TOTAL	40	58	58	33	
a. Firearm	41				
b. Knife or Cutting Instrument	42	1	1		
c. Other Dangerous Weapon	43	3	3	3	
d. Strong-Arm (Hands, Fists, Feet, etc.)	44	16	16	12	
e. Other Assaults - Simple	45	38	38	18	
5. BURGLARY TOTAL	50	53	53	8	
a. Forcible Entry	51	18	18	3	
b. Unlawful Entry - No Force	52	34	34	5	
c. Attempted Forcible Entry	53	1	1		
6. LARCENY - THEFT TOTAL	60	244	244	17	1
7. MOTOR VEHICLE THEFT TOTAL	70	14	14	1	
a. Autos	71	10	10	1	
b. Trucks and Buses	72				
c. Other Vehicles	73	4	4		
GRAND TOTAL	77	387	387	64	1

Checking any of the appropriate blocks below will eliminate your need to submit reports when the values are zero.

- | | |
|--|---|
| <input checked="" type="checkbox"/> No Supplementary Homicide Report Submitted. | <input type="checkbox"/> No Persons Under 18 Arrested. |
| <input type="checkbox"/> No Supplement to Return A Submitted. | <input type="checkbox"/> No Persons 18 or Over Arrested. |
| <input checked="" type="checkbox"/> No Law Enforcement Officers Killed or Assaulted. | <input checked="" type="checkbox"/> No Arson Offenses Occurred. |
| <input type="checkbox"/> No Violent Crimes Against Seniors. | <input type="checkbox"/> No Domestic Violence-Related Calls. |
| <input checked="" type="checkbox"/> No Hate Crimes. | <input checked="" type="checkbox"/> No Anti-Reproduction Rights Crimes. |

SANTA CRUZ PD
155 CENTER ST
SANTA CRUZ, CA 95060
Agency and State

CA0440200
Agency ID
56,000
Population

Month and Year of Report: 12/14

Signature [Signature] 1/9/15 Date
 Report Prepared by Jacqui Drechsler Title
Kevin Vogel
 Chief

**MONTHLY REPORT OF OFFENSES KNOWN TO THE POLICE:
SUPPLEMENT TO RETURN A**

PROPERTY STOLEN BY CLASSIFICATION

CLASSIFICATION		ACTUAL OFFENSES (Column 4, Return A)	VALUE OF PROPERTY STOLEN
1. Murder/Nonnegligent Manslaughter	12	1	
2. Forcible Rape (Total)	20	3	
3. Robbery			
(a) Highway (Streets, Alleys, etc.)	31		
(b) Commercial House (Except c, d, f)	32		
(c) Gas or Service Station	33		
(d) Convenience Store	34	1	
(e) Residence (Anywhere on the Premises)	35	4	\$8,829
(f) Bank	36		
(g) Miscellaneous	37	9	\$1,225
TOTAL ROBBERY	30	14	\$10,054
4. Assault (Not Applicable)			
5. Burglary - Breaking or Entering			
(a) Residence (Dwelling)			
(1) Night (6 P.M. - 6 A.M.)	51	18	\$32,245
(2) Day (6 A.M. - 6 P.M.)	52	6	\$19,166
(3) Unknown	53	9	\$46,865
(b) Non-Residence (Store, Office, etc.)			
(1) Night (6 P.M. - 6 A.M.)	54	13	\$14,846
(2) Day (6 A.M. - 6 P.M.)	55	4	\$741
(3) Unknown	56	3	\$8,750
TOTAL BURGLARY	50	53	\$122,613
6. Larceny - Theft (Except Motor Vehicle Theft)			
(a) Over \$400	64	118	\$255,216
(b) \$200 to \$400	61	44	\$12,842
(c) \$50 to \$199	62	37	\$3,548
(d) Under \$50	63	45	\$588
TOTAL LARCENY (Same as Item 6X)	60	244	\$272,194
7. Motor Vehicle Theft (Include Alleged Joy Ride)	70	14	\$174,700
GRAND TOTAL - All Items	77		\$579,561
Additional Analysis of Larceny and Motor Vehicle Theft			
6X. Nature of Larcenies Under Item 6			
(a) Pocket-Picking	81		
(b) Purse-Snatching	82		
(c) Shoplifting	83	30	\$3,889
(d) From Motor Vehicles (Except e)	84	129	\$159,060
(e) Motor Vehicle Parts and Accessories	85	5	\$3,800
(f) Bicycles	86	31	\$20,974
(g) From Buildings (Except c and h)	87	10	\$16,917
(h) From Any Coin-Operated Machine (Parking Meters, etc.)	88		
(i) All Other	89	39	\$67,554
TOTAL LARCENIES (Same as Item 6)	80	244	\$272,194
7X. Motor Vehicles Recovered			
(a) Stolen Locally and Recovered Locally	91	4	
(b) Stolen Locally and Recovered by Other Jurisdictions	92	3	
(c) Total Locally Stolen Motor Vehicles Recovered	90	7	
(d) Stolen Out of Town, Recovered Locally	93	2	

**MONTHLY REPORT OF OFFENSES KNOWN TO THE
POLICE:**

PROPERTY BY TYPE AND VALUE

Type of Property		Value of Property Stolen and Recovered In Your Jurisdiction	
		Stolen	Recovered
(A) Currency, Notes, etc.	01	\$9,216	
(B) Jewelry and Precious Metals	02	\$81,554	\$138
(C) Clothing and Furs	03	\$51,629	\$820
(D) Locally Stolen Motor Vehicles	04	\$174,535	\$46,600
(E) Office Equipment	05	\$58,235	\$2,838
(F) Televisions, Radios, Stereos, etc.	06	\$39,673	\$480
(G) Firearms	07	\$700	
(H) Household Goods	08		
(I) Consumable Goods	09	\$535	\$70
(J) Livestock	10		
(K) Miscellaneous	11	\$163,484	\$23,005
TOTAL	00	\$579,561	\$73,951

NOTE: Total of column (2) should agree with grand total (DATA ENTRY 77) shown on page 2. In column (3) include all property recovered even though stolen in prior months. The above is an accounting for only that property stolen in your jurisdiction. This will include property recovered for you by other jurisdictions but not property you recover for them.

SANTA CRUZ PD
155 CENTER ST
SANTA CRUZ, CA 95060
Agency and State

CA0440200
Agency ID

56,000
Population

Month and Year of Report: 12/14

Signature  Date 1/9/15

Jacquie Drechsler Report Prepared by Title

Kevin Vogel Chief

**MONTHLY REPORT OF OFFENSES KNOWN TO THE POLICE:
VIOLENT CRIMES COMMITTED AGAINST SENIOR CITIZENS**

In accordance with Senate concurrent resolution no. 64


<u>TYPE OF VIOLENT CRIME</u>	<u>VICTIMS AGE 60 OR OVER</u>
1) HOMICIDE	1
2) FORCIBLE RAPE	1
3) ROBBERY	1
4) AGGRAVATED ASSAULT	8
<hr/>	
5) TOTAL	11

SANTA CRUZ PD
155 CENTER ST
SANTA CRUZ, CA 95060
Agency and State

CA0440200
Agency ID

56,000
Population

Month and Year of Report: 12/14


Signature  11/9/15 Date
Report Prepared by Jacquie Drechsler *Records Supervisor* Title
Kevin Vogel
Chief

**MONTHLY REPORT OF OFFENSES KNOWN TO THE POLICE:
 DOMESTIC VIOLENCE-RELATED CALLS FOR ASSISTANCE
 California Penal Code (PC) Section 13730 (a)**

TYPE OF DATA	NUMBER
TOTAL DOMESTIC VIOLENCE CALLS RECEIVED	25
TOTAL CASES INVOLVING WEAPONS	3
SUBTOTALS	
FIREARM	
KNIFE OR CUTTING INSTRUMENT	1
OTHER DANGEROUS WEAPON	2
PERSONAL WEAPON (HANDS, FIST, FEET, ETC.)	

SANTA CRUZ PD
 155 CENTER ST
 SANTA CRUZ, CA 95060
 Agency and State
 CA0440200
 Agency ID
 56,000
 Population

Month and Year of Report: 12/14


 Signature _____ Date 1/9/15
 Jacqui Drechsler _____
 Report Prepared by _____ Title Police Supervisor
 Kevin Vogel _____
 Chief

MONTHLY REPORT OF OFFENSES KNOWN TO THE
POLICE:


There were no "Hate Crimes" reported to this department for this month.

SANTA CRUZ PD
155 CENTER ST
SANTA CRUZ, CA 95060
Agency and State

CA0440200
Agency ID

56,000
Population

Month and Year of Report:


Signature _____ Date 1/9/15
Jacqui Drechsler *Deputy Supervisor*
Report Prepared by _____ Title
Kevin Vogel
Chief

MONTHLY REPORT OF
ANTI-REPRODUCTIVE RIGHTS CRIMES (ARRC)
SUMMARY WORKSHEET

AGENCY SANTA CRUZ PD	
NCIC NUMBER CA0440200	REPORTING MONTH/YEAR 12/2014
<input type="checkbox"/> THERE WERE ___ ARRCs REPORTED TO THIS DEPARTMENT FOR THIS MONTH (Attach Data Collection Worksheets) <input checked="" type="checkbox"/> THERE WERE NO ARRCs REPORTED TO THIS DEPARTMENT FOR THIS MONTH	
PREPARER'S NAME Jacqui Drechsler	TELEPHONE NUMBER (831) 420-5874
SUBMIT THIS SUMMARY SHEET WITH THE ARRC DATA COLLECTION WORKSHEET(S), IF ANY, TO State of California Department of Justice CRIMINAL JUSTICE STATISTICS CENTER P.O. Box 903427 Sacramento, CA 94203-4270 ATTN: Anti-Reproductive Rights Crimes	

Purpose:

It is the intent of the Department of Justice to:

- * Collect data on all crimes relating to violations of the Reproductive Rights Law Enforcement Act.
- * Collect data on the threatened commission of anti-reproductive rights crimes and persons suspected of committing these crimes or making these threats.
- *Distinguish between crimes of violence and non-violence.

INSTRUCTIONS FOR COMPLETION:

SUBMIT ANTI-REPRODUCTIVE RIGHTS CRIMES (ARRC) AS DEFINED IN PENAL CODE SECTION 13776 (A). SEE REVERSE OF THIS FORM FOR PENAL CODE STATUTES TO BE USED WHEN COMPLETING THIS FORM.

NOTE: It is the purpose of this legislation to collect data on any crime committed partly or wholly because the victim is a reproductive health services client, provider, or assistant, or a crime that is partly or wholly intended to intimidate the victim, or any other person or entity, or any class of persons or entities from becoming or remaining a reproductive health services client, provider or assistant.

Requirement:

This form should be submitted monthly whether or not an ARRC occurred.

Frequency:

Submit monthly, by the 10th working day for the preceding month (for example, July data should be submitted by the 10th working day in August).

Reporting # of ARRCs:

If there are ARRCs to be reported by your agency, check the first box and enter the total number of ARRCs for the reporting month. Attach Data Collection Worksheets for each ARRC report.

If there were no ARRCs to report, check the second box and submit the Summary Worksheet only.