

**PROPOSED DRAFT
CAPITAL IMPROVEMENT PROGRAM
FISCAL YEARS 2016 -2018 BUDGET**

**CITY COUNCIL STUDY SESSION
3-YEAR CAPITAL IMPROVEMENT
PROGRAM REVIEW**

**COUNCIL CHAMBERS
MAY 12, 2015
7:00 PM SESSION**

AGENDA- NO ACTION REQUIRED

Estimated Timing	Capital Project Presentation Topic
7:40	Study session introduction
8:00	Fire capital projects
8:05	Parks and Recreation needs city-wide
8:20	Information Technology projects for critical support systems
8:30	BREAK
8:40	Water enterprise replacement and supply projects
9:00	General City projects
9:05	Economic Development and housing projects
9:15	Public Works (enterprise funds & other projects)
9:45	Questions- Council
9:55	Questions- Public
10:10 - 10:35	Discussion- Council

5/12/2015

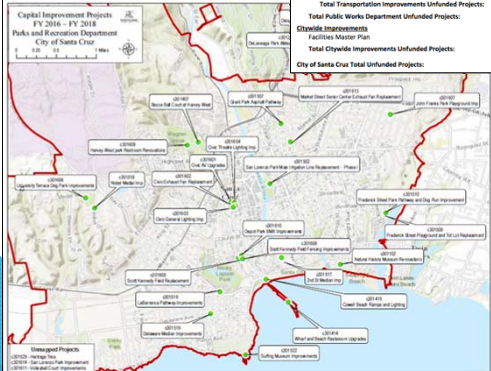
2

CAPITAL BUDGET DOCUMENT

- 1) Introduction and user guide
- 2) List of projects that support the Climate Action Plan
- 3) List of unfunded projects
 - Past projects to rebuild or restore systems
 - Current projects to rebuild or restore
 - Projects under review (Wharf, Civic Auditorium, etc.)
- 4) Projects by Lead operating department
 - Map of projects
 - New Projects
 - Existing Projects
 - Completed projects

City of Santa Cruz
Capital Improvement Program
Unfunded Projects

	ESTIMATED TOTAL
Public Works Department (continued):	
Transportation Improvements:	
Beach Street Streetscape	2,000,000
Casper Street Streetscape	300,000
Downtown Side Street Streetscape	2,400,000
East Cliff Drive Walkways and Sidewalk Repair (Dearlight to 4th)	1,500,000
East Cliff Drive Walkways Widening	1,000,000
King Street Bikeway	1,000,000
Laredo Street Improvements - Front to Chestnut	3,000,000
Mt. Sanctuary Scenic Trail (Rail Trail) Segment 9	11,900,000
Miscellaneous Bikeway Projects	10,000,000
Miscellaneous Traffic Signals and Projects	2,000,000
Neighborhood Traffic Calming Improvements	2,500,000
Ocean Street Improvements - Sequel to East Cliff	4,000,000
Pacific Avenue Streetscape - Laredo to Beach	2,000,000
Santa Cruz City Schools Complete Streets Master Plan	18,000,000
Sidewalks and Access Ramps	10,500,000
State Route 17 Bay & Chestnut-King Improvements	3,000,000
State Rte 1 Bridge Replacement	16,000,000
Street Closures and Reconstruction	30,000,000
Third Street Walkway / Front Street Slope Stabilization and Repair	300,000
Unimproved Streets	9,000,000
West Cliff Drive Star Rehabilitation	800,000
Total Transportation Improvements Unfunded Projects:	130,000,000
Total Public Works Department Unfunded Projects:	140,000,000
Citywide Improvements	
Facilities Master Plan	30,500,000
Total Citywide Improvements Unfunded Projects:	30,500,000
City of Santa Cruz Total Unfunded Projects:	\$ 225,830,000



5/12/2015

3

CAPITAL BUDGET DOCUMENT

- 1) Document overview
 - 2-3 projects per page
 - Department
 - New, Existing or Completed
 - Fund
- 2) Project Name & Description
- 3) Project costs
 - [2014] Prior year totals
 - [2015] Current year budget & estimated actual
 - [2016] Proposed Budget for Council Approval
 - [2017 & 2018] Out year informational only estimates
- 4) Project funding by source(s)
 - "Net Project Cost" draws from the applicable Fund's available balance

City of Santa Cruz
Proposed Capital Improvement Program Budget (by department)
Fiscal Years 2016 - 2018

		Fiscal Year 2015					2016 - 2018	
		Prior Year Totals	Budget	Estimated Actuals	FY 2016 Estimate	FY 2017 Estimate	FY 2018 Estimate	Total Estimate
Project # -0301601								
Project Cost Estimate:		-	-	-	20,000	-	-	20,000
Project Funding Estimates:		-	-	-	20,000	-	-	20,000
Parks Tax & Fee Funds		-	-	-	20,000	-	-	20,000
Net Project Cost Estimates:		-	-	-	-	-	-	-

Riverside Ave Utility Underground Phase II

Project Description:
The project includes undergrounding the overhead utilities on Riverside Avenue, from Third Street to Beach Street, and constructing streetscape improvements (decorative streetlights, sidewalks and street trees). The design concept was approved by Council in FY 2012. This is a Rule 208 project which is funded entirely by the City and private property owners. Final design and determining easements is on hold until funding is confirmed. Additional funds in the amount of \$2.2 million may be needed to fully fund the project.

		Fiscal Year 2015					2016 - 2018	
		Prior Year Totals	Budget	Estimated Actuals	FY 2016 Estimate	FY 2017 Estimate	FY 2018 Estimate	Total Estimate
Project # -0401208								
Project Cost Estimate:		35,379	3,814,621	3,814,621	1,650,000	700,000	-	2,350,000
Project Funding Estimates:								
RDA Successor Agency		21,870	389,454	389,454	-	-	-	-
Other agency contributions		-	-	-	1,650,000	-	-	1,650,000
From IDV Trust Funds		-	610,546	610,546	-	-	-	-
Net Project Cost Estimates:		13,509	2,814,621	2,814,621	-	700,000	-	700,000

		Fiscal Year 2015					2016 - 2018	
		Prior Year Totals	Budget	Estimated Actuals	FY 2016 Estimate	FY 2017 Estimate	FY 2018 Estimate	Total Estimate
Project # -0301603								
Project Cost Estimate:		-	-	-	75,000	-	-	75,000
Project Funding Estimates:		-	-	-	75,000	-	-	75,000
Parks Tax & Fee Funds		-	-	-	75,000	-	-	75,000
Net Project Cost Estimates:		-	-	-	-	-	-	-

5/12/2015

4

BUDGET TIMELINE

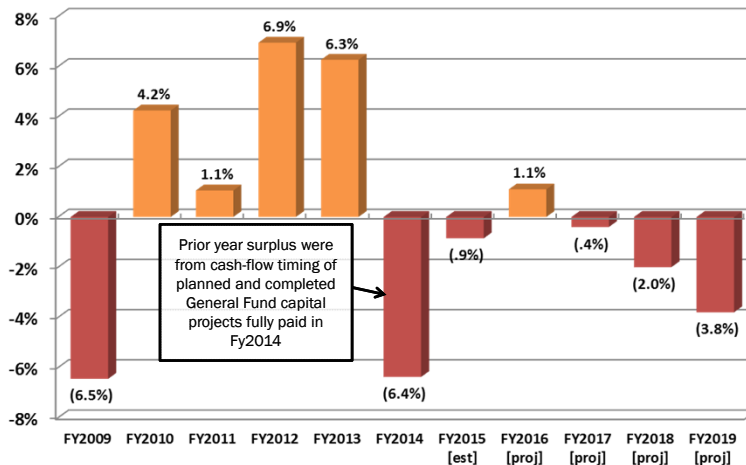
	Major Process	Who
Feb 10th	Mid-year Report	Council
Dec-Feb	Budget directions provided to departments Departments submit budget recommendations	Staff
March-May	Analyze new revenue data Conclude budget scenario development Evaluate impacts from California revised budget	Staff Staff Staff
May 5 th	Budget 101 Study Session	Council
May 12 th	Release proposed FY 2016 Budget	Staff
May 12 th	Capital Improvement Projects Study Session	Council
May 26-27 th	Budget & CIP Hearings FY 2016 Budget	Council
June 9 th	FY 2016 Budget Adoption	Council

5/12/2015

5

GENERAL FUND CAPACITY

Projections based on cash-flow projections incorporating past trends and future known events (not based on full, authorized budget)



5/12/2015

6

UNFUNDED INFRASTRUCTURE

Long-term strategies will be used to reduce these balances; as they arose equally over a long period of time

FY2016 Unfunded Project Types	Amount (in millions)	Examples of Unfunded Project Types	Amount unfunded (in millions)
Transportation	\$ 130.0	Street overlay & reconstruction	\$30 million
Facility Master Plan	\$ 30.5	Highway 1 Bridge	\$16 million
Parks & Recreation	\$ 52.7	City Schools streets master plan	\$18 million
Storm Drains & Fire	\$ <u>12.6</u>	Civic Auditorium & Wharf plans	\$42 million
TOTAL UNFUNDED	\$ 225.8	City-wide facility needs	\$30.5 million

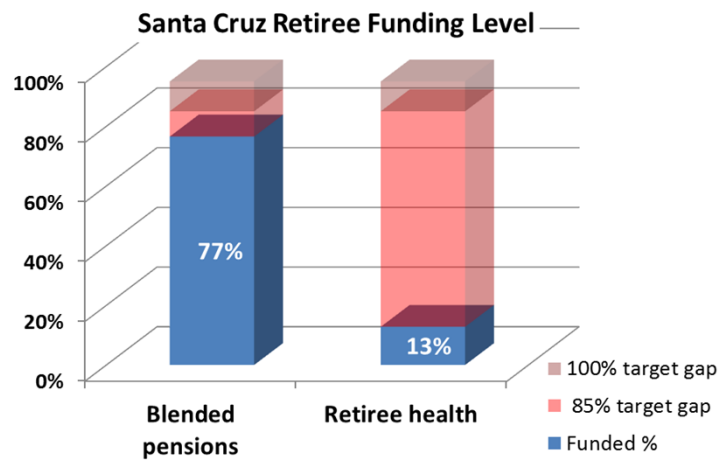
5/12/2015

7

UNFUNDED LIABILITIES

Unfunded liabilities also require long-term strategies to bridge the funding gaps

Strategies to reduce unfunded pension costs will be a top priority.



5/12/2015

8

PROPOSED FY2016 SUMMARY

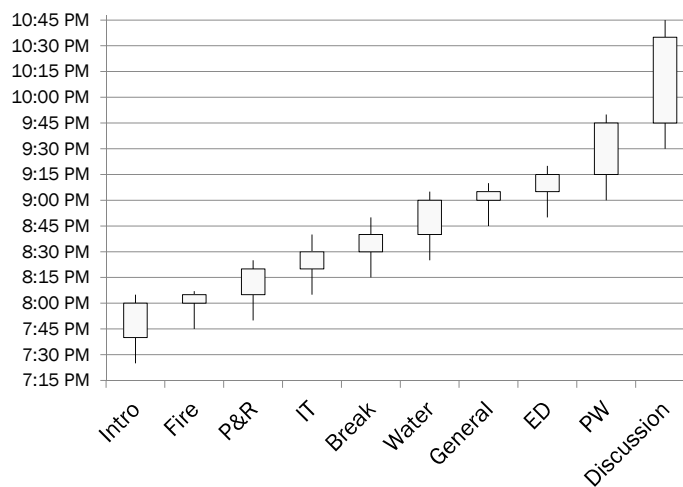
Projects by Lead Department	General Fund proposed funding	Total Project Costs
Fire	\$ 0.1 million	\$ 0.4 million
Parks & Recreation	\$ 0.1 million	\$ 0.9 million
Water	\$ -	\$ 9.1 million
City Wide/CM	\$ 0.5 million	\$ 1.0 million
Economic Development	\$ -	\$ 3.3 million
PW- Streets	\$ -	\$ 7.3 million
PW- Parking	\$ -	\$ 0.5 million
PW- Wastewater	\$ -	\$ 4.5 million
PW- Refuse	\$ -	\$ 0.1 million
PF- Other	\$ 0.4 million	\$ 3.0 million
Total Proposed Capital Program	\$ 1.1 million	\$ 30.1 million

5/12/2015

9

DEPARTMENT PRESENTATIONS

No action required. Presentations will prepare for May 26th & May 27th budget hearings.



5/12/2015

10