

**PART I CRIMES (ACTUAL OFFENSES)
DECEMBER 2015**

	DECEMBER		Percent Change	Year to Date		Percent Change
	2014	2015		2014	2015	
Homicide	0	0	0	1	2	100%
Rape	3	2	-33%	63	44	-30%
Robbery	14	6	-57%	109	116	6%
Aggravated Assault	20	38	90%	351	337	-4%
Burglary	53	39	-26%	420	431	3%
Larceny	244	206	-16%	2602	2832	9%
Auto Theft	14	25	79%	250	300	20%
Arson	0	6	600%	23	23	0%
Totals:	348	322	-7%	3819	4085	7%

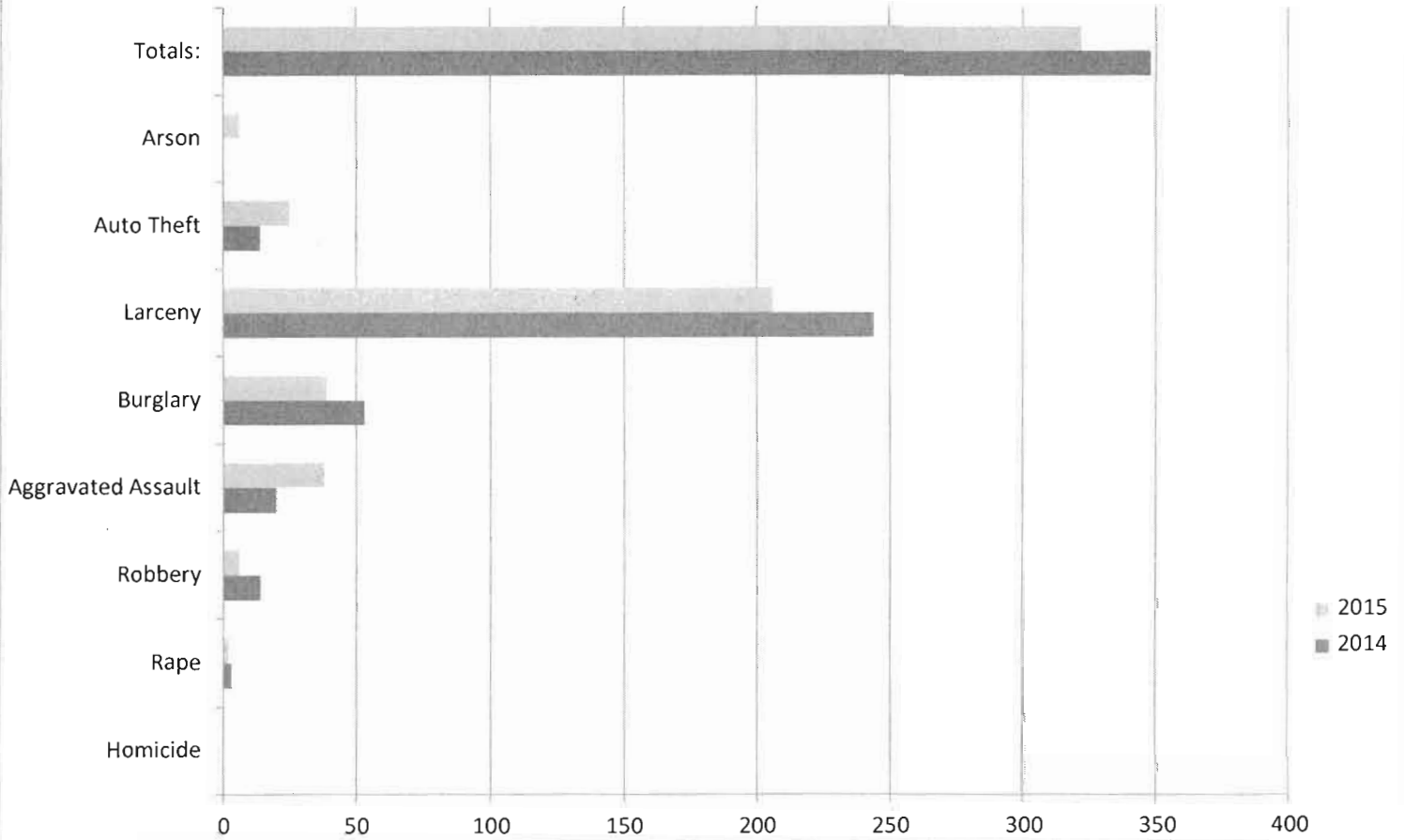
PART I CRIMES - TWO YEAR COMPARISON

	JAN 14	JAN 15	FEB 14	FEB 15	MAR 14	MAR 15	APR 14	APR 15	MAY 14	MAY 15	JUN 14	JUN 15
Homicide	0	0	0	0	0	0	0	1	0	0	0	0
Forcible Rape	3	5	3	0	8	3	3	3	8	8	4	6
Robbery	9	20	4	5	8	9	12	11	11	6	5	8
Aggravated Assault	21	27	20	21	39	13	37	24	29	39	34	25
Burglary	29	46	24	49	39	46	35	35	44	34	39	26
Larceny	221	278	210	182	259	244	198	207	244	171	213	306
Auto Theft	26	37	11	14	19	19	19	26	31	22	27	22
Arson	0	2	2	0	6	2	2	0	3	1	1	1
TOTALS:	309	415	274	271	378	336	306	307	370	281	323	394

	JUL 14	JUL 15	AUG 14	AUG 15	SEP 14	SEP 15	OCT 14	OCT 15	NOV 14	NOV 15	DEC 14	DEC 15
Homicide	1	1	0	0	0	0	0	0	0	0	0	0
Forcible Rape	4	6	3	1	6	2	8	6	10	2	3	2
Robbery	6	15	15	10	10	9	8	6	7	11	14	6
Assault	35	30	21	32	25	31	35	36	35	21	20	38
Burglary	29	25	29	27	33	28	22	30	44	46	53	39
Larceny	220	243	182	290	196	223	200	195	215	287	244	206
Auto Theft	33	26	15	33	27	30	15	14	13	32	14	25
Arson	4	6	1	2	0	2	2	1	2	0	0	6
TOTALS:	332	352	266	395	297	325	290	288	326	399	348	322

YEAR TO DATE TOTALS ARE NOT FINALIZED UNTIL THE END OF THE CALENDAR YEAR

PART I CRIMES COMPARISON CHART DECEMBER 2014 - DECEMBER 2015



	Homicide	Rape	Robbery	Aggravated Assault	Burglary	Larceny	Auto Theft	Arson	Totals:
2015	0	2	6	38	39	206	25	6	322
2014	0	3	14	20	53	244	14	0	348

MONTHLY REPORT OF OFFENSES KNOWN TO THE POLICE:

1-720 (Rev. 02-22-13)

RETURN A

OMB No. 1110-0001

This report is authorized by law Title 28, Section 534, U.S. Code. Your cooperation in completing this form will assist the FBI, in compiling timely, comprehensive, and accurate data. Please submit this form monthly, by the seventh day after the close of the month, and any questions to the FBI, Criminal Justice Information Services Division, Attention: Uniform Crime Reports/Module E-3, 1000 Custer Hollow Road, Clarksburg, West Virginia, 26306; telephone 304-625-4830, facsimile 304-625-3566. Under the Paperwork Reduction Act, you are not required to complete this form unless it contains a valid OMB control number. The form takes approximately 10 minutes to complete. Instructions for preparing the form appear on the reverse side.

Expires 07-31-16

1 Classification of Offenses	2 Offenses Reported or Known to Police	3 Unfounded, i.e., False or Baseless Complaints	4 Number of Actual Offenses	5 Total Offenses Cleared by Arrest or Exceptional Means	6 Number of Clearances Involving Only Persons Under 18 Years of Age
1. CRIMINAL HOMICIDE					
a. Murder and Non-negligent Homicide	11				
b. Manslaughter by Negligence	12				
2. RAPE TOTAL	20	2	2		
a. Rape	21	2	2		
b. Attempt to Commit Rape	22				
Historical Rape (See instruction #15 below)					
3. ROBBERY TOTAL	30	6	6		
a. Firearm	31				
b. Knife or Cutting Instrument	32	2	2		
c. Other Dangerous Weapon	33	1	1		
d. Strong-Arm (Hands, Fists, Feet, etc.)	34	3	3		
4. ASSAULT TOTAL	40	72	72	42	2
a. Firearm	41	3	3		
b. Knife or Cutting Instrument	42	1	1	1	1
c. Other Dangerous Weapon	43	5	5		
d. Strong-Arm (Hands, Fists, Feet, etc.)	44	29	29	21	
e. Other Assaults - Simple	45	34	34	20	1
5. BURGLARY TOTAL	50	39	39	3	
a. Forcible Entry	51	22	22		
b. Unlawful Entry - No Force	52	17	17	3	
c. Attempted Forcible Entry	53				
6. LARCENY - THEFT TOTAL	60	206	206	33	
7. MOTOR VEHICLE THEFT TOTAL	70	25	25	2	
a. Autos	71	21	21	1	
b. Trucks and Buses	72	2	2	1	
c. Other Vehicles	73	2	2		
GRAND TOTAL	77	350	350	80	2

Checking any of the appropriate blocks below will eliminate your need to submit reports when the values are zero. This will also aid the national program in its quality control efforts.

- No Supplementary Homicide Report Submitted.
- No Supplement to Return A Submitted.
- No Law Enforcement Officers Killed or Assaulted.
- No Violent Crimes Against Seniors.
- No Hate Crimes.
- No Persons Under 18 Arrested.
- No Persons 18 or Over Arrested.
- No Arson Offenses Occurred.
- No Domestic Violence-Related Calls.
- No Anti-Reproduction Rights Crimes.

SANTA CRUZ PD
155 CENTER ST
SANTA CRUZ, CA 95060

Agency and State


CA0440200

Agency ID

56,000

Population

Month and Year of Report: **12/15**

Signature:  Date: 1/8/16
SCPD Admin
 Report Prepared by: Reynolds Superina
 Title: Chief
Kevin Vogel
 Chief

**MONTHLY REPORT OF OFFENSES KNOWN TO THE POLICE:
SUPPLEMENT TO RETURN A**

PROPERTY STOLEN BY CLASSIFICATION

CLASSIFICATION		ACTUAL OFFENSES (Column 4, Return A)	VALUE OF PROPERTY STOLEN
1. Murder/Nonnegligent Manslaughter	12		
2. Rape (Total)	20	2	
3. Robbery			
(a) Highway (Streets, Alleys, etc.)	31		
(b) Commercial House (Except c, d, f)	32		
(c) Gas or Service Station	33		
(d) Convenience Store	34	2	\$54
(e) Residence (Anywhere on the Premises)	35		
(f) Bank	36		
(g) Miscellaneous	37	4	\$192
TOTAL ROBBERY	30	6	\$246
4. Assault (Not Applicable)			
5. Burglary - Breaking or Entering			
(a) Residence (Dwelling)			
(1) Night (6 P.M. - 6 A.M.)	51	19	\$95,344
(2) Day (6 A.M. - 6 P.M.)	52	5	\$6,684
(3) Unknown	53	8	\$30,360
(b) Non-Residence (Store, Office, etc.)			
(1) Night (6 P.M. - 6 A.M.)	54	3	\$270
(2) Day (6 A.M. - 6 P.M.)	55	3	\$2,190
(3) Unknown	56	1	\$200
TOTAL BURGLARY	50	39	\$135,048
6. Larceny - Theft (Except Motor Vehicle Theft)			
(a) Over \$400	64	85	\$118,043
(b) \$200 to \$400	61	30	\$8,437
(c) \$50 to \$199	62	35	\$3,716
(d) Under \$50	63	56	\$2,046
TOTAL LARCENY (Same as Item 6X)	60	206	\$132,242
7. Motor Vehicle Theft (Include Alleged Joy Ride)	70	25	\$204,000
GRAND TOTAL - All Items	77		\$471,536
Additional Analysis of Larceny and Motor Vehicle Theft			
6X. Nature of Larcenies Under Item 6			
(a) Pocket-Picking	81		
(b) Purse-Snatching	82		
(c) Shoplifting	83	30	\$2,905
(d) From Motor Vehicles (Except e)	84	69	\$52,535
(e) Motor Vehicle Parts and Accessories	85	2	\$40
(f) Bicycles	86	41	\$40,290
(g) From Buildings (Except c and h)	87	14	\$11,552
(h) From Any Coin-Operated Machine (Parking Meters, etc.)	88	3	\$70
(i) All Other	89	47	\$24,850
TOTAL LARCENIES (Same as Item 6)	80	206	\$132,242
7X. Motor Vehicles Recovered			
(a) Stolen Locally and Recovered Locally	91	22	
(b) Stolen Locally and Recovered by Other Jurisdictions	92		
(c) Total Locally Stolen Motor Vehicles Recovered	90	22	
(d) Stolen Out of Town, Recovered Locally	93	5	

**MONTHLY REPORT OF OFFENSES KNOWN TO THE
POLICE:**

PROPERTY BY TYPE AND VALUE

Type of Property		Value of Property Stolen and Recovered In Your Jurisdiction	
		Stolen	Recovered
(A) Currency, Notes, etc.	01	\$10,379	
(B) Jewelry and Precious Metals	02	\$1,580	
(C) Clothing and Furs	03	\$13,016	\$947
(D) Locally Stolen Motor Vehicles	04	\$201,400	\$221,500
(E) Office Equipment	05	\$22,812	\$1,249
(F) Televisions, Radios, Stereos, etc.	06	\$5,179	
(G) Firearms	07	\$650	
(H) Household Goods	08		
(I) Consumable Goods	09	\$621	\$391
(J) Livestock	10		
(K) Miscellaneous	11	\$215,899	\$6,332
TOTAL	00	\$471,536	\$230,419


NOTE: Total of column (2) should agree with grand total (DATA ENTRY 77) shown on page 2. In column (3) include all property recovered even though stolen in prior months. The above is an accounting for only that property stolen in your jurisdiction. This will include property recovered for you by other jurisdictions but not property you recover for them.

SANTA CRUZ PD
155 CENTER ST
SANTA CRUZ, CA 95060
Agency and State

CA0440200
Agency ID

56,000
Population

Month and Year of Report: 12/15

Signature  Date 1/8/16
 Title **Records Supervisor**
 Report Prepared by **Kevin Vogel**
 Chief

MONTHLY REPORT OF OFFENSES KNOWN TO THE POLICE:

ARSON OFFENSES


This report is authorized by law Title 28, Section 534, United States Code, and the enactment of the fiscal year 1979, Department of Justice Authorization Bill S. 3151. While you are not required to respond, your cooperation in using this form to report all incidents of arson which become known to your department during the month will assist the FBI in compiling comprehensive, accurate data on

1 Property Classification	2 Offenses reported or known to police	3 Unfounded, i.e., false or baseless complaints	4 Number of actual offenses	5 Total offenses cleared by arrest or exceptional means	6 Number of clearances involving only persons under 18 years of age	7 Offenses where structures uninhabited, abandoned, or not normally in use	8 Estimated value of property damage
A. Single Occupancy Residential: Houses, Townhouses,							
B. Other Residential: Apartments, Tenements, Flats, Hotels, Motels, Inns, Dormitories, Boarding Houses, etc.	1		1				
C. Storage: Barns, Garages, Warehouses, etc.							
D. Industrial/Manufacturing							
E. Other Commercial: Stores, Restaurants, Offices, etc.	1		1			1	
F. Community/Public: Churches, Jails, Schools, Colleges,	2		2				\$25
G. All Other Structures: Out Buildings, Monuments, Buildings Under Construction, etc.							
TOTAL STRUCTURE	4		4			1	\$25
H. Motor Vehicles: Automobiles, Trucks, Buses, Motorcycles, etc.	1		1				
I. Other Mobile Property: Trailers, Recreational Vehicles, Airplanes, Boats, etc.							
TOTAL MOBILE	1		1				
J. Total Other: Crops, Timber, Fences, Signs, etc.	1		1				
GRAND TOTAL	6		6			1	\$25

* At the time of this report we did not have all damage amounts.

SANTA CRUZ PD
 155 CENTER ST
 SANTA CRUZ, CA 95060
 Agency and State
 CA0440200
 Agency ID
 56,000
 Population

Month and Year of Report: 12/15


 Signature Date 1/8/16
 SCPD Admin Revd's Supervisor
 Report Prepared by Title
 Kevin Vogel
 Chief

**MONTHLY REPORT OF OFFENSES KNOWN TO THE POLICE:
VIOLENT CRIMES COMMITTED AGAINST SENIOR CITIZENS**

In accordance with Senate concurrent resolution no. 64


<u>TYPE OF VIOLENT CRIME</u>	<u>VICTIMS AGE 60 OR OVER</u>
1) HOMICIDE	
2) FORCIBLE RAPE	
3) ROBBERY	
4) AGGRAVATED ASSAULT	1
<hr/>	
5) TOTAL	1

SANTA CRUZ PD
155 CENTER ST
SANTA CRUZ, CA 95060
Agency and State

CA0440200
Agency ID

56,000
Population

Month and Year of Report: **12/15**


Signature _____ Date 1/8/16
SCPD Admin Records Supervisor
Report Prepared by _____ Title
Kevin Vogel
Chief

**MONTHLY REPORT OF OFFENSES KNOWN TO THE POLICE:
 DOMESTIC VIOLENCE-RELATED CALLS FOR ASSISTANCE
 California Penal Code (PC) Section 13730 (a)**


TYPE OF DATA	NUMBER
TOTAL DOMESTIC VIOLENCE CALLS RECEIVED	34
TOTAL CASES INVOLVING WEAPONS	3
SUBTOTALS	
FIREARM	
KNIFE OR CUTTING INSTRUMENT	1
OTHER DANGEROUS WEAPON	1
PERSONAL WEAPON (HANDS, FIST, FEET, ETC.)	1

SANTA CRUZ PD
 155 CENTER ST
 SANTA CRUZ, CA 95060
 Agency and State

CA0440200
 Agency ID

56,000
 Population

Month and Year of Report: **12/15**

Signature  Date 1/8/16

SCPD Admin *Records Supervisor*

Report Prepared by Title

Kevin Vogel

Chief

**MONTHLY REPORT OF OFFENSES KNOWN TO THE
POLICE:**

There was 1 case involving Hate Crimes for this compile period.

Case #s _____

15S-10665

SANTA CRUZ PD
155 CENTER ST
SANTA CRUZ, CA 95060
Agency and State

CA0440200
Agency ID

56,000
Population

Month and Year of Report: **12/15**

Signature

SCPD Admin


Report Prepared by

Kevin Vogel

Chief

Date

Title

 1/8/16

LAW ENFORCEMENT OFFICERS KILLED OR ASSAULTED

It is requested this report be completed and transmitted with monthly crime reports to: Director, Federal Bureau of Investigation, Uniform Crime Reports, Washington, D.C. 20535. This form should be used to report the number of your officers who were assaulted or killed in the line of duty during the month. Additional information concerning officers killed will be requested by a separate

OFFICERS KILLED

Number of your law enforcement officers killed in the line of duty this month
 By felonious act _____
 By accident or negligence _____

OFFICERS ASSAULTED (Do not include officers killed.)

Type of Activity	Type of Weapon					Type of Assignment								Police Assaults Cleared		
	Total Assaults by Weapon		Other Dangerous Weapons	Hands, Fists, Feet		Two Officer Vehicle	One Officer Vehicle		Detective or Special Assign.		Other					
	A	B					C	D	E	F	G	H			I	J
1. Responding to "Disturbance"																
2. Burglaries in Progress																
3. Robberies in Progress																
4. Attempting Other Arrests																
5. Civil Disorder																
6. Handling Prisoners	4				4			4								1
7. Suspicious Person/Circum.																
8. Ambush - No Warning																
9. Mentally Deranged																
10. Traffic Pursuits																
11. All Other																
12. TOTAL (1-11)	4				4			4								1
13. Number With Personal Injury																
14. Number Without Personal Injury					4											
15. Time of Assaults	A.M.															
	P.M.			3												1

12:01 2:00 4:00 6:00 8:00 10:00 12:00

SANTA CRUZ PD
 155 CENTER ST
 SANTA CRUZ, CA 95060
 Agency and State

CA0440200
 Agency ID

56,000
 Population

Month and Year of Report: 12/15

Signature *Kevin Vogel* Date 11/8/16
 SPCD Admin Records Supervisor
 Report Prepared by _____ Title _____
 Kevin Vogel
 Chief

MONTHLY REPORT OF
ANTI-REPRODUCTIVE RIGHTS CRIMES (ARRC)
SUMMARY WORKSHEET

AGENCY SANTA CRUZ PD	
NCIC NUMBER CA0440200	REPORTING MONTH/YEAR 12/2015
<input type="checkbox"/> THERE WERE ___ ARRCs REPORTED TO THIS DEPARTMENT FOR THIS MONTH (Attach Data Collection Worksheets) <input checked="" type="checkbox"/> THERE WERE NO ARRCs REPORTED TO THIS DEPARTMENT FOR THIS MONTH	
PREPARER'S NAME SCPD Admin	TELEPHONE NUMBER (831) 420-5874
SUBMIT THIS SUMMARY SHEET WITH THE ARRC DATA COLLECTION WORKSHEET(S), IF ANY, TO State of California Department of Justice CRIMINAL JUSTICE STATISTICS CENTER P.O. Box 903427 Sacramento, CA 94203-4270 ATTN: Anti-Reproductive Rights Crimes	

Purpose:

It is the intent of the Department of Justice to:

- * Collect data on all crimes relating to violations of the Reproductive Rights Law Enforcement Act.
- * Collect data on the threatened commission of anti-reproductive rights crimes and persons suspected of committing these crimes or making these threats.
- *Distinguish between crimes of violence and non-violence.

INSTRUCTIONS FOR COMPLETION:

SUBMIT ANTI-REPRODUCTIVE RIGHTS CRIMES (ARRC) AS DEFINED IN PENAL CODE SECTION 13776 (A). SEE REVERSE OF THIS FORM FOR PENAL CODE STATUTES TO BE USED WHEN COMPLETING THIS FORM.

NOTE: It is the purpose of this legislation to collect data on any crime committed partly or wholly because the victim is a reproductive health services client, provider, or assistant, or a crime that is partly or wholly intended to intimidate the victim, or any other person or entity, or any class of persons or entities from becoming or remaining a reproductive health services client, provider or assistant.

Requirement:

This form should be submitted monthly whether or not an ARRC occurred.

Frequency:

Submit monthly, by the 10th working day for the preceding month (for example, July data should be submitted by the 10th working day in August).

Reporting # of ARRCs:

If there are ARRCs to be reported by your agency, check the first box and enter the total number of ARRCs for the reporting month. Attach Data Collection Worksheets for each ARRC report.

If there were no ARRCs to report, check the second box and submit the Summary Worksheet only.