

**PART I CRIMES (ACTUAL OFFENSES)
DECEMBER 2016**

	DECEMBER		Percent Change	Year to Date		Percent Change
	2015	2016		2015	2016	
Homicide	0	0	0	2	4	100%
Rape	2	1	-50%	44	45	2%
Robbery	6	7	17%	116	106	-9%
Aggravated Assault	38	31	-18%	337	366	9%
Burglary	39	44	13%	431	354	-18%
Larceny	206	220	7%	2832	2874	1%
Auto Theft	25	24	-4%	300	382	27%
Arson	6	1	-83%	23	10	-57%
Totals:	322	328	2%	4085	4141	1%

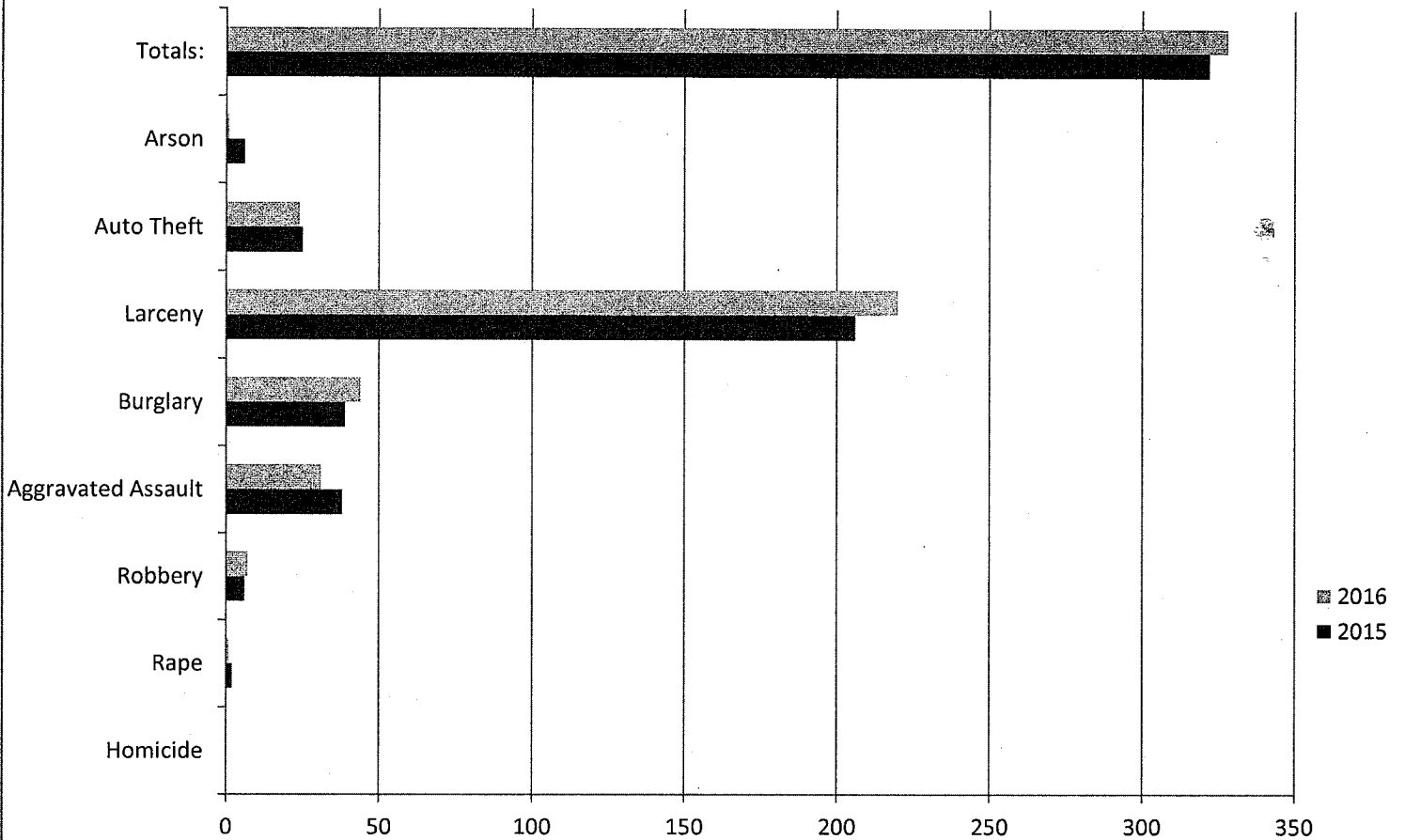
PART I CRIMES - TWO YEAR COMPARISON

	JAN 15	JAN 16	FEB 15	FEB 16	MAR 15	MAR 16	APR 15	APR 16	MAY 15	MAY 16	JUN 15	JUN 16
Homicide	0	1	0	0	0	0	1	0	0	0	0	0
Forcible Rape	5	1	0	3	3	2	3	3	8	7	6	7
Robbery	20	7	5	17	9	6	11	7	6	7	8	8
Aggravated Assault	27	49	21	29	13	31	24	18	39	25	25	32
Burglary	46	58	49	26	46	22	35	19	34	20	26	22
Larceny	278	268	182	159	244	306	207	236	171	196	306	256
Auto Theft	37	31	14	26	19	23	26	39	22	50	22	23
Arson	2	0	0	0	2	0	0	0	1	2	1	0
TOTALS:	415	415	271	260	336	390	307	322	281	307	394	348

	JUL 15	JUL 16	AUG 15	AUG 16	SEP 15	SEP 16	OCT 15	OCT 16	NOV 15	NOV 16	DEC 15	DEC 16
Homicide	1	0	0	1	0	2	0	0	0	0	0	0
Forcible Rape	6	6	1	2	2	7	6	2	2	4	2	1
Robbery	15	13	10	7	9	8	6	11	11	8	6	7
Assault	30	31	32	25	31	35	36	33	21	27	38	31
Burglary	25	19	27	25	28	25	30	35	46	39	39	44
Larceny	243	275	290	224	223	236	195	261	287	237	206	220
Auto Theft	26	48	33	33	30	27	14	25	32	33	25	24
Arson	6	1	2	1	2	1	1	2	0	2	6	1
TOTALS:	352	393	395	318	325	341	288	369	399	350	322	328

YEAR TO DATE TOTALS ARE NOT FINALIZED UNTIL THE END OF THE CALENDAR YEAR

PART I CRIMES COMPARISON CHART DECEMBER 2015 - DECEMBER 2016



	Homicide	Rape	Robbery	Aggravated Assault	Burglary	Larceny	Auto Theft	Arson	Totals:
2016	0	1	7	31	44	220	24	1	328
2015	0	2	6	38	39	206	25	6	322

MONTHLY REPORT OF OFFENSES KNOWN TO THE POLICE:

1-720 (Rev. 02-22-13)

RETURN A

OMB No. 1110-0001

This report is authorized by law Title 28, Section 534, U.S. Code. Your cooperation in completing this form will assist the FBI, in compiling timely, comprehensive, and accurate data. Please submit this form monthly, by the seventh day after the close of the month, and any questions to the FBI, Criminal Justice Information Services Division, Attention: Uniform C Reports/Module E-3, 1000 Custer Hollow Road, Clarksburg, West Virginia, 26306; telephone 304-625-4830, facsimile 304-625-3566. Under Paperwork Reduction Act, you are not required to complete this form unless it contains a valid OMB control number. The form takes approximate minutes to complete. Instructions for preparing the form appear on the reverse side.

Expires 07-31-16

1 Classification of Offenses	2 Offenses Reported or Known to Police	3 Unfounded, i.e., False or Baseless Complaints	4 Number of Actual Offenses	5 Total Offenses Cleared by Arrest or Exceptional Means	6 Number of Clearances Involving Only Persons Under 18 Years of Age
1. CRIMINAL HOMICIDE					
a. Murder and Non-negligent Homicide	11				
b. Manslaughter by Negligence	12				
2. RAPE TOTAL	20	1	1		
a. Rape	21	1	1		
b. Attempt to Commit Rape	22				
Historical Rape (See instruction #15 below)					
3. ROBBERY TOTAL	30	7	7	2	
a. Firearm	31	4	4		
b. Knife or Cutting Instrument	32	1	1		
c. Other Dangerous Weapon	33	1	1	1	
d. Strong-Arm (Hands, Fists, Feet, etc.)	34	1	1	1	
4. ASSAULT TOTAL	40	61	61	39	1
a. Firearm	41	1	1		
b. Knife or Cutting Instrument	42	6	6	4	
c. Other Dangerous Weapon	43	13	13	8	
d. Strong-Arm (Hands, Fists, Feet, etc.)	44	11	11	9	
e. Other Assaults - Simple	45	30	30	18	1
5. BURGLARY TOTAL	50	44	44	8	
a. Forcible Entry	51	23	23	3	
b. Unlawful Entry - No Force	52	21	21	5	
c. Attempted Forcible Entry	53				
6. LARCENY - THEFT TOTAL	60	220	220	27	
7. MOTOR VEHICLE THEFT TOTAL	70	24	24		
a. Autos	71	20	20		
b. Trucks and Buses	72	2	2		
c. Other Vehicles	73	2	2		
GRAND TOTAL	77	357	357	76	1

Checking any of the appropriate blocks below will eliminate your need to submit reports when the values are zero. This will also aid the national program in its quality control efforts.

- No Supplementary Homicide Report Submitted.
- No Supplement to Return A Submitted.
- No Law Enforcement Officers Killed or Assaulted.
- No Violent Crimes Against Seniors.
- No Hate Crimes.
- No Persons Under 18 Arrested.
- No Persons 18 or Over Arrested.
- No Arson Offenses Occurred.
- No Domestic Violence-Related Calls.
- No Anti-Reproduction Rights Crimes.

SANTA CRUZ PD
155 CENTER ST
SANTA CRUZ, CA 95060
 Agency and State

CA0440200
 Agency ID
56,000
 Population

Month and Year of Report: **12/16**

Megan Patzke
 Signature

01/05/17
 Date

Megan Patzke
 Report Prepared by

SENIOR PRT
 Title

Kevin Vogel
 Chief

**MONTHLY REPORT OF OFFENSES KNOWN TO THE POLICE:
SUPPLEMENT TO RETURN A**

PROPERTY STOLEN BY CLASSIFICATION

CLASSIFICATION		ACTUAL OFFENSES (Column 4, Return A)	VALUE OF PROPERTY STOLEN
1. Murder/Nonnegligent Manslaughter	12		
2. Rape (Total)	20	1	
3. Robbery			
(a) Highway (Streets, Alleys, etc.)	31		
(b) Commercial House (Except c, d, f)	32		
(c) Gas or Service Station	33	2	\$444
(d) Convenience Store	34		
(e) Residence (Anywhere on the Premises)	35		
(f) Bank	36		
(g) Miscellaneous	37	5	\$1,165
TOTAL ROBBERY	30	7	\$1,609
4. Assault (Not Applicable)			
5. Burglary - Breaking or Entering			
(a) Residence (Dwelling)			
(1) Night (6 P.M. - 6 A.M.)	51	7	\$8,242
(2) Day (6 A.M. - 6 P.M.)	52	7	\$5,382
(3) Unknown	53	5	\$6,004
(b) Non-Residence (Store, Office, etc.)			
(1) Night (6 P.M. - 6 A.M.)	54	21	\$37,559
(2) Day (6 A.M. - 6 P.M.)	55	2	\$1,600
(3) Unknown	56	2	\$969
TOTAL BURGLARY	50	44	\$59,756
6. Larceny - Theft (Except Motor Vehicle Theft)			
(a) Over \$400	64	84	\$171,019
(b) \$200 to \$400	61	32	\$9,624
(c) \$50 to \$199	62	49	\$4,891
(d) Under \$50	63	55	\$1,066
TOTAL LARCENY (Same as Item 6X)	60	220	\$186,600
7. Motor Vehicle Theft (Include Alleged Joy Ride)	70	24	\$100,910
GRAND TOTAL - All Items	77		\$348,875
Additional Analysis of Larceny and Motor Vehicle Theft			
6X. Nature of Larcenies Under Item 6			
(a) Pocket-Picking	81		
(b) Purse-Snatching	82	2	\$578
(c) Shoplifting	83	31	\$1,587
(d) From Motor Vehicles (Except e)	84	98	\$106,503
(e) Motor Vehicle Parts and Accessories	85	5	\$2,580
(f) Bicycles	86	26	\$22,908
(g) From Buildings (Except c and h)	87	20	\$37,336
(h) From Any Coin-Operated Machine (Parking Meters, etc.)	88	1	\$6
(i) All Other	89	37	\$15,102
TOTAL LARCENIES (Same as Item 6)	80	220	\$186,600
7X. Motor Vehicles Recovered			
(a) Stolen Locally and Recovered Locally	91	9	
(b) Stolen Locally and Recovered by Other Jurisdictions	92	5	
(c) Total Locally Stolen Motor Vehicles Recovered	90	14	
(d) Stolen Out of Town, Recovered Locally	93	4	

**MONTHLY REPORT OF OFFENSES KNOWN TO THE POLICE:
SUPPLEMENT TO RETURN A**


PROPERTY BY TYPE AND VALUE

Type of Property		Value of Property Stolen and Recovered In Your Jurisdiction	
		Stolen	Recovered
(A) Currency, Notes, etc.	01	\$15,285	\$259
(B) Jewelry and Precious Metals	02	\$36,865	
(C) Clothing and Furs	03	\$41,822	\$177
(D) Locally Stolen Motor Vehicles	04	\$94,000	\$106,800
(E) Office Equipment	05	\$30,037	\$500
(F) Televisions, Radios, Stereos, etc.	06	\$10,880	\$125
(G) Firearms	07	\$2,975	
(H) Household Goods	08		
(I) Consumable Goods	09	\$630	\$328
(J) Livestock	10		
(K) Miscellaneous	11	\$116,381	\$6,351
TOTAL	00	\$348,875	\$114,540

NOTE: Total of column (2) should agree with grand total (DATA ENTRY 77) shown on page 2. In column (3) include all property recovered even though stolen in prior months. The above is an accounting for only that property stolen in your jurisdiction. This will include property recovered for you by other jurisdictions but not property you recover for them.

SANTA CRUZ PD
155 CENTER ST
SANTA CRUZ, CA 95060
Agency and State
CA0440200
Agency ID
56,000
Population

Month and Year of Report: 12/16


Signature
Date 01/05/17
Megan Patzke
Report Prepared by SENIOR PRT
Title
Kevin Vogel
Chief

MONTHLY REPORT OF OFFENSES KNOWN TO THE POLICE:

ARSON OFFENSES

This report is authorized by law Title 28, Section 534, United States Code, and the enactment of the fiscal year 1979, Department of Justice Authorization Bill S. 3151. While you are not required to respond, your cooperation in using this form to report all incidents of arson which become known to your department during the month will assist the FBI in compiling comprehensive, accurate data on a timely basis.

1 Property Classification	2 Offenses reported or known to police	3 Unfounded, i.e., false or baseless complaints	4 Number of actual offenses	5 Total offenses cleared by arrest or exceptional means	6 Number of clearances involving only persons under 18 years of age	7 Offenses where structures uninhabited, abandoned, or not normally in use	8 Estimated value of property damage
A. Single Occupancy Residential: Houses, Townhouses, Duplexes, etc.							
B. Other Residential: Apartments, Tenements, Flats, Hotels, Motels, Inns, Dormitories, Boarding Houses, etc.							
C. Storage: Barns, Garages, Warehouses, etc.							
D. Industrial/Manufacturing							
E. Other Commercial: Stores, Restaurants, Offices, etc.							
F. Community/Public: Churches, Jails, Schools, Colleges, Hospitals, etc.							
G. All Other Structures: Out Buildings, Monuments, Buildings Under Construction, etc.							
TOTAL STRUCTURE							
H. Motor Vehicles: Automobiles, Trucks, Buses, Motorcycles, etc. UCR Definition							
I. Other Mobile Property: Trailers, Recreational Vehicles, Airplanes, Boats, etc.							
TOTAL MOBILE							
J. Total Other: Crops, Timber, Fences, Signs, etc.							
	1		1				\$1
GRAND TOTAL	1		1				\$1

SANTA CRUZ PD
155 CENTER ST
SANTA CRUZ, CA 95060
Agency and State

CA0440200
Agency ID

56,000
Population

Month and Year of Report: 12/16

Megan Patzke
Signature

01/05/17
Date

Megan Patzke

SENIOR PRST

Report Prepared by

Title

Kevin Vogel

Chief

**MONTHLY REPORT OF OFFENSES KNOWN TO THE POLICE:
VIOLENT CRIMES COMMITTED AGAINST SENIOR CITIZENS**

In accordance with Senate concurrent resolution no. 64


<u>TYPE OF VIOLENT CRIME</u>	<u>VICTIMS AGE 60 OR OVER</u>
1) HOMICIDE	
2) FORCIBLE RAPE	
3) ROBBERY	
4) AGGRAVATED ASSAULT	7
<hr/>	
5) TOTAL	7

SANTA CRUZ PD
155 CENTER ST
SANTA CRUZ, CA 95060
Agency and State

CA0440200
Agency ID

56,000
Population

Month and Year of Report: **12/16**



Signature

01/05/17

Date

Megan Patzke

Report Prepared by

SENIOR PRT

Title

Kevin Vogel


Chief

**MONTHLY REPORT OF OFFENSES KNOWN TO THE POLICE:
DOMESTIC VIOLENCE-RELATED CALLS FOR ASSISTANCE
California Penal Code (PC) Section 13730 (a)**

<u>TYPE OF DATA</u>	<u>NUMBER</u>
TOTAL DOMESTIC VIOLENCE CALLS RECEIVED	18
TOTAL CASES INVOLVING WEAPONS	3
<hr/>	
SUBTOTALS	
<hr/>	
FIREARM	
KNIFE OR CUTTING INSTRUMENT	1
OTHER DANGEROUS WEAPON	1
PERSONAL WEAPON (HANDS, FIST, FEET, ETC.)	1

SANTA CRUZ PD
155 CENTER ST
SANTA CRUZ, CA 95060
Agency and State
CA0440200
Agency ID
56,000
Population

Month and Year of Report: **12/16**



Signature
Megan Patzke
Report Prepared by
Kevin Vogel
Chief

01/05/17

Date
SENIOR PRT

Title

**MONTHLY REPORT OF OFFENSES KNOWN TO THE POLICE:
HATE CRIMES**


There was 1 case involving Hate Crimes for this compile period.

Case #s

16S-10475

SANTA CRUZ PD
155 CENTER ST
SANTA CRUZ, CA 95060
Agency and State
CA0440200
Agency ID
56,000
Population

Month and Year of Report: **12/16**



Signature
Megan Patzke
Report Prepared by
Kevin Vogel
Chief

01/05/17

Date
SENIOR PRT

Title

LAW ENFORCEMENT OFFICERS KILLED OR ASSAULTED

It is requested this report be completed and transmitted with monthly crime reports to: Director, Federal Bureau of Investigation, Uniform Crime Reports, Washington, D.C. 20535. This form should be used to report the number of your officers who were assaulted or killed in the line of duty during the month. Additional information concerning officers killed will be requested by a separate questionnaire.

OFFICERS KILLED	
Number of your law enforcement officers killed in the line of duty this month	By felonious act _____ By accident or negligence _____

OFFICERS ASSAULTED (Do not include officers killed.)

Type of Activity	Type of Weapon					Type of Assignment								Police Assaults Cleared
	Total Assaults by Weapon		Firearm	Knife	Other Dangerous Weapon	Hands, Fists, Feet, etc.	Two Officer Vehicle	One Officer Vehicle		Detective or Special Assign.		Other		
	A	B						C	D	E	F	G	H	
1. Responding to "Disturbance"	2				2		1	1						2
2. Burglaries in Progress														
3. Robberies in Progress														
4. Attempting Other Arrests														
5. Civil Disorder														
6. Handling Prisoners														
7. Suspicious Person/Circum.														
8. Ambush - No Warning														
9. Mentally Deranged														
10. Traffic Pursuits														
11. All Other	2				2		1	1						2
12. TOTAL (1-11)	4				4		2	2						4
13. Number With Personal Injury					2									
14. Number Without Personal Injury					2									
15. Time of Assaults	A.M.	2				2								
	P.M.													
		12:01	2:00	4:00	6:00	8:00	10:00	12:00						

SANTA CRUZ PD
155 CENTER ST
SANTA CRUZ, CA 95060
 Agency and State
CA0440200
 Agency ID
56,000
 Population

Month and Year of Report: **12/16**

Signature: *Megan Patzke* Date: 01/05/17
 Report Prepared by: Megan Patzke Title: SENDR PRT
 Chief: Kevin Vogel

MONTHLY REPORT OF
ANTI-REPRODUCTIVE RIGHTS CRIMES (ARRC)
SUMMARY WORKSHEET

AGENCY SANTA CRUZ PD	
NCIC NUMBER CA0440200	REPORTING MONTH/YEAR 12/2016
<input type="checkbox"/> THERE WERE ___ ARRCs REPORTED TO THIS DEPARTMENT FOR THIS MONTH (Attach Data Collection Worksheets) <input checked="" type="checkbox"/> THERE WERE NO ARRCs REPORTED TO THIS DEPARTMENT FOR THIS MONTH	
PREPARER'S NAME Megan Patzke	TELEPHONE NUMBER (831) 420-5874
SUBMIT THIS SUMMARY SHEET WITH THE ARRC DATA COLLECTION WORKSHEET(S), IF ANY, TO State of California Department of Justice CRIMINAL JUSTICE STATISTICS CENTER P.O. Box 903427 Sacramento, CA 94203-4270 ATTN: Anti-Reproductive Rights Crimes	

Purpose:

It is the intent of the Department of Justice to:

- * Collect data on all crimes relating to violations of the Reproductive Rights Law Enforcement Act.
- * Collect data on the threatened commission of anti-reproductive rights crimes and persons suspected of committing these crimes or making these threats.
- *Distinguish between crimes of violence and non-violence.

INSTRUCTIONS FOR COMPLETION:

SUBMIT ANTI-REPRODUCTIVE RIGHTS CRIMES (ARRC) AS DEFINED IN PENAL CODE SECTION 13776 (A). SEE REVERSE OF THIS FORM FOR PENAL CODE STATUTES TO BE USED WHEN COMPLETING THIS FORM.

NOTE: It is the purpose of this legislation to collect data on any crime committed partly or wholly because the victim is a reproductive health services client, provider, or assistant, or a crime that is partly or wholly intended to intimidate the victim, or any other person or entity, or any class of persons or entities from becoming or remaining a reproductive health services client, provider or assistant.

Requirement:

This form should be submitted monthly whether or not an ARRC occurred.

Frequency:

Submit monthly, by the 10th working day for the preceding month (for example, July data should be submitted by the 10th working day in August).

Reporting # of ARRCs:

If there are ARRCs to be reported by your agency, check the first box and enter the total number of ARRCs for the reporting month. Attach Data Collection Worksheets for each ARRC report.

If there were no ARRCs to report, check the second box and submit the Summary Worksheet only.