

**PART I CRIMES (ACTUAL OFFENSES)
OCTOBER 2017**

	OCTOBER		Percent Change	Year to Date		Percent Change
	2016	2017		2016	2017	
Homicide	0	1	100%	4	1	-75%
Rape	2	2	0%	40	54	35%
Robbery	11	4	-64%	91	89	-2%
Aggravated Assault	33	16	-52%	308	220	-29%
Burglary	35	39	11%	271	345	27%
Larceny	261	222	-15%	2417	2472	2%
Auto Theft	25	19	-24%	325	314	-3%
Arson	2	2	0%	7	22	214%
Totals:	369	305	-17%	3463	3517	2%

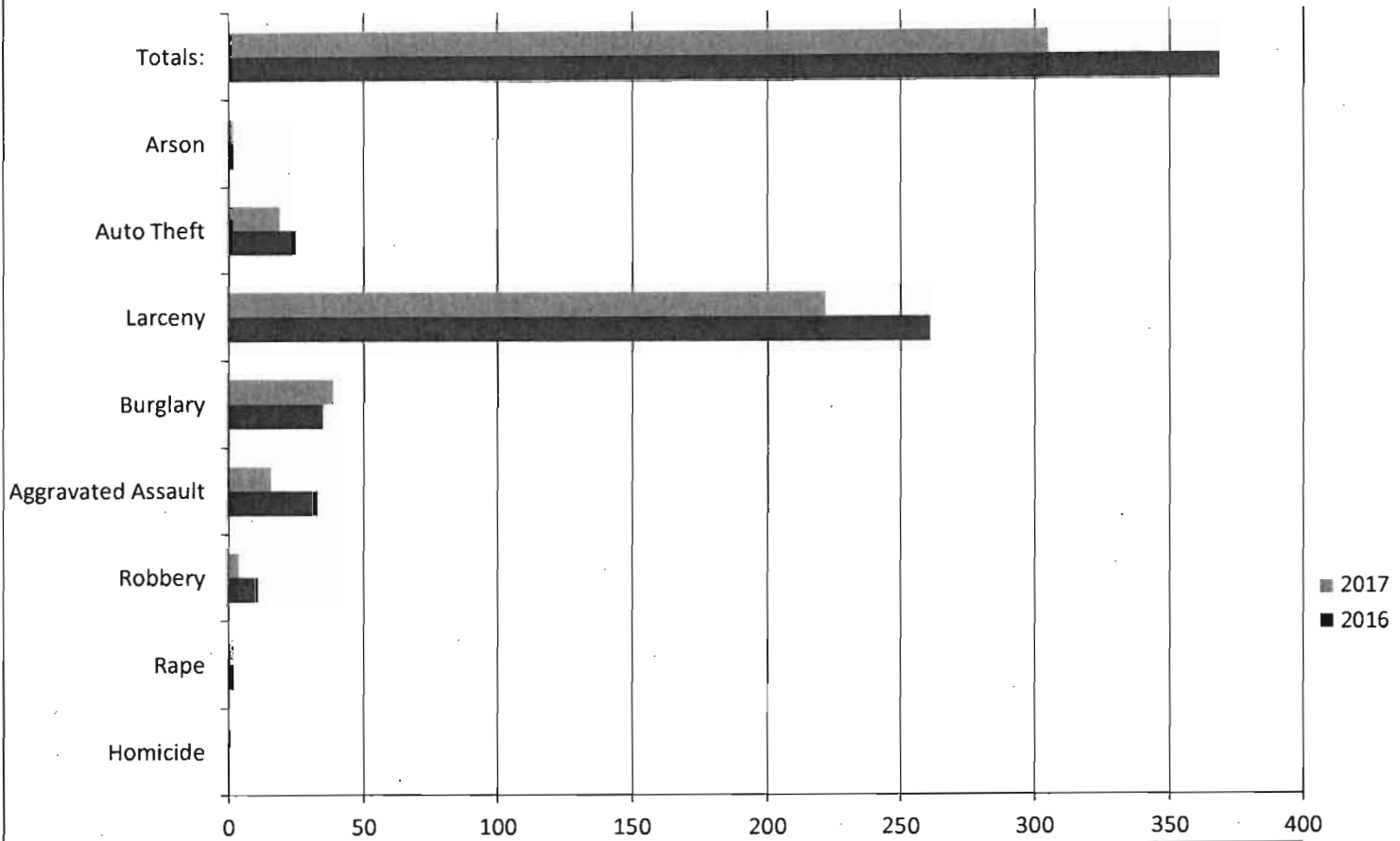
PART I CRIMES - TWO YEAR COMPARISON

	JAN 16	JAN 17	FEB 16	FEB 17	MAR 16	MAR 17	APR 16	APR 17	MAY 16	MAY 17	JUN 16	JUN 17
Homicide	1	0	0	0	0	0	0	0	0	0	0	0
Forcible Rape	1	4	3	3	2	11	3	6	7	5	7	10
Robbery	7	9	17	9	6	15	7	9	7	7	8	6
Aggravated Assault	49	14	29	13	31	16	18	22	25	24	32	39
Burglary	58	42	26	32	22	39	19	30	20	40	22	28
Larceny	268	221	159	199	306	241	236	271	196	258	256	247
Auto Theft	31	37	26	28	23	31	39	39	50	40	23	43
Arson	0	1	0	0	0	0	0	1	2	0	0	4
TOTALS:	415	328	260	284	390	353	322	378	307	374	348	377

	JUL 16	JUL 17	AUG 16	AUG 17	SEP 16	SEP 17	OCT 16	OCT 17	NOV 16	NOV 17	DEC 16	DEC 17
Homicide	0	0	1	0	2	0	0	1	0	0	0	0
Forcible Rape	6	2	2	9	7	2	2	2	0	0	0	0
Robbery	13	9	7	8	8	13	11	4	0	0	0	0
Assault	31	22	25	27	35	27	33	16	0	0	0	0
Burglary	19	17	25	31	25	47	35	39	0	0	0	0
Larceny	275	231	224	328	236	254	261	222	0	0	0	0
Auto Theft	48	26	33	28	27	23	25	19	0	0	0	0
Arson	1	9	1	2	1	3	2	2	0	0	0	0
TOTALS:	393	316	318	433	341	369	369	305	0	0	0	0

YEAR TO DATE TOTALS ARE NOT FINALIZED UNTIL THE END OF THE CALENDAR YEAR

PART I CRIMES COMPARISON CHART OCTOBER 2016 - OCTOBER 2017



	Homicide	Rape	Robbery	Aggravated Assault	Burglary	Larceny	Auto Theft	Arson	Totals:
■ 2017	1	2	4	16	39	222	19	2	305
■ 2016	0	2	11	33	35	261	25	2	369

**MONTHLY REPORT OF OFFENSES KNOWN TO THE POLICE
RETURN A**

OMB No. 1110-0001
Expires 07-31-16

This report is authorized by law Title 28, Section 534, U.S. Code. Your cooperation in completing this form will assist the FBI, in compiling timely, comprehensive, and accurate data. Please submit this form monthly, by the seventh day after the close of the month, and any questions to the FBI, Criminal Justice Information Services Division, Attention: Uniform C Reports/Module E-3, 1000 Custer Hollow Road, Clarksburg, West Virginia, 26306; telephone 304-625-4830, facsimile 304-625-3566. Under Paperwork Reduction Act, you are not required to complete this form unless it contains a valid OMB control number. The form takes approximate minutes to complete. Instructions for preparing the form appear on the reverse side.

1 Classification of Offenses	2 Offenses Reported or Known to Police	3 Unfounded, i.e., False or Baseless Complaints	4 Number of Actual Offenses	5 Total Offenses Cleared by Arrest or Exceptional Means	6 Number of Clearances Involving Only Persons Under 18 Years of Age
1. CRIMINAL HOMICIDE					
a. Murder and Non-negligent Homicide	11	1	1		
b. Manslaughter by Negligence	12				
2. RAPE TOTAL					
a. Rape	20	2	2		
b. Attempt to Commit Rape	21	1	1		
	22	1	1		
Historical Rape (See instruction #15 below)					
3. ROBBERY TOTAL					
a. Firearm	30	4	4	1	
b. Knife or Cutting Instrument	31				
c. Other Dangerous Weapon	32	1	1		
d. Strong-Arm (Hands, Fists, Feet, etc.)	33				
	34	3	3	1	
4. ASSAULT TOTAL					
a. Firearm	40	55	55	29	1
b. Knife or Cutting Instrument	41				
c. Other Dangerous Weapon	42	2	2	1	
d. Strong-Arm (Hands, Fists, Feet, etc.)	43	11	11	6	
e. Other Assaults - Simple	44	3	3	2	
	45	39	39	20	1
5. BURGLARY TOTAL					
a. Forcible Entry	50	39	39	2	
b. Unlawful Entry - No Force	51	21	21		
c. Attempted Forcible Entry	52	16	16	2	
	53	2	2		
6. LARCENY - THEFT TOTAL					
	60	222	222	19	
7. MOTOR VEHICLE THEFT TOTAL					
a. Autos	70	19	19	1	
b. Trucks and Buses	71	15	15	1	
c. Other Vehicles	72	2	2		
	73	2	2		
GRAND TOTAL	77	342	342	52	1

Checking any of the appropriate blocks below will eliminate your need to submit reports when the values are zero. This will also aid the national program in its quality control efforts.

- | | |
|---|---|
| <input type="checkbox"/> No Supplementary Homicide Report Submitted. | <input type="checkbox"/> No Persons Under 18 Arrested. |
| <input type="checkbox"/> No Supplement to Return A Submitted. | <input type="checkbox"/> No Persons 18 or Over Arrested. |
| <input type="checkbox"/> No Law Enforcement Officers Killed or Assaulted. | <input type="checkbox"/> No Arson Offenses Occurred. |
| <input type="checkbox"/> No Violent Crimes Against Seniors. | <input type="checkbox"/> No Domestic Violence-Related Calls. |
| <input type="checkbox"/> No Hate Crimes. | <input checked="" type="checkbox"/> No Anti-Reproduction Rights Crimes. |

SANTA CRUZ PD
155 CENTER ST
SANTA CRUZ, CA 95060
Agency and State

CA0440200
Agency ID

56,000
Population

Month and Year of Report: **10/17**


Signature

11/10/17
Date

Andrew Rauss
Report Prepared by

Police Records Tech
Title

Andrew Mills
Chief

PROPERTY STOLEN BY CLASSIFICATION

CLASSIFICATION		ACTUAL OFFENSES (Column 4, Return A)	VALUE OF PROPERTY STOLEN
1. Murder/Nonnegligent Manslaughter	12	1	
2. Rape (Total)	20	2	
3. Robbery			
(a) Highway (Streets, Alleys, etc.)	31		
(b) Commercial House (Except c, d, f)	32		
(c) Gas or Service Station	33	1	\$5
(d) Convenience Store	34		
(e) Residence (Anywhere on the Premises)	35		
(f) Bank	36		
(g) Miscellaneous	37	3	\$5,136
TOTAL ROBBERY	30	4	\$5,141
4. Assault (Not Applicable)			
5. Burglary - Breaking or Entering			
(a) Residence (Dwelling)			
(1) Night (6 P.M. - 6 A.M.)	51	13	\$33,027
(2) Day (6 A.M. - 6 P.M.)	52	2	\$1,225
(3) Unknown	53	3	\$7,906
(b) Non-Residence (Store, Office, etc.)			
(1) Night (6 P.M. - 6 A.M.)	54	15	\$35,929
(2) Day (6 A.M. - 6 P.M.)	55	3	\$500
(3) Unknown	56	3	\$1,700
TOTAL BURGLARY	50	39	\$80,287
6. Larceny - Theft (Except Motor Vehicle Theft)			
(a) Over \$400	64	102	\$241,932
(b) \$200 to \$400	61	46	\$13,122
(c) \$50 to \$199	62	35	\$3,166
(d) Under \$50	63	39	\$446
TOTAL LARCENY (Same as Item 6X)	60	222	\$258,666
7. Motor Vehicle Theft (Include Alleged Joy Ride)	70	19	\$133,599
GRAND TOTAL - All Items	77		\$477,693
Additional Analysis of Larceny and Motor Vehicle Theft			
6X. Nature of Larcenies Under Item 6			
(a) Pocket-Picking	81	2	\$5,800
(b) Purse-Snatching	82	2	\$950
(c) Shoplifting	83	15	\$2,975
(d) From Motor Vehicles (Except e)	84	131	\$182,651
(e) Motor Vehicle Parts and Accessories	85	5	\$180
(f) Bicycles	86	19	\$33,490
(g) From Buildings (Except c and h)	87	9	\$4,600
(h) From Any Coin-Operated Machine (Parking Meters, etc.)	88		
(i) All Other	89	39	\$28,020
TOTAL LARCENIES (Same as Item 6)	80	222	\$258,666
7X. Motor Vehicles Recovered			
(a) Stolen Locally and Recovered Locally	91	11	
(b) Stolen Locally and Recovered by Other Jurisdictions	92	6	
(c) Total Locally Stolen Motor Vehicles Recovered	90	17	
(d) Stolen Out of Town, Recovered Locally	93	4	

**MONTHLY REPORT OF OFFENSES KNOWN TO THE POLICE:
SUPPLEMENT TO RETURN A**

PROPERTY BY TYPE AND VALUE

Type of Property		Value of Property Stolen and Recovered In Your Jurisdiction	
		Stolen	Recovered
(A) Currency, Notes, etc.	01	\$24,944	
(B) Jewelry and Precious Metals	02	\$3,215	\$10
(C) Clothing and Furs	03	\$39,008	\$1,069
(D) Locally Stolen Motor Vehicles	04	\$123,099	\$138,500
(E) Office Equipment	05	\$58,271	\$1,149
(F) Televisions, Radios, Stereos, etc.	06	\$16,064	
(G) Firearms	07	\$3,307	
(H) Household Goods	08		
(I) Consumable Goods	09	\$1,240	\$6
(J) Livestock	10		
(K) Miscellaneous	11	\$208,545	\$14,230
TOTAL	00	\$477,693	\$154,964

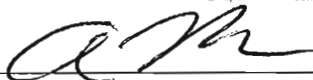
NOTE: Total of column (2) should agree with grand total (DATA ENTRY 77) shown on page 2. In column (3) include all property recovered even though stolen in prior months. The above is an accounting for only that property stolen in your jurisdiction. This will include property recovered for you by other jurisdictions but not property you recover for them.

SANTA CRUZ PD
155 CENTER ST
SANTA CRUZ, CA 95060
Agency and State

CA0440200
Agency ID

56,000
Population

Month and Year of Report: 10/17


Signature 11/10/17
Date

Andrew Rauss Police Records Tech
Report Prepared by Title

Andrew Mills
Chief

MONTHLY REPORT OF OFFENSES KNOWN TO THE POLICE:


ARSON OFFENSES

This report is authorized by law Title 28, Section 534, United States Code, and the enactment of the fiscal year 1979, Department of Justice Authorization Bill S. 3151. While you are not required to respond, your cooperation in using this form to report all incidents of arson which become known to your department during the month will assist the FBI in compiling comprehensive, accurate data on a timely basis.

1 Property Classification	2 Offenses reported or known to police	3 Unfounded, i.e., false or baseless complaints	4 Number of actual offenses	5 Total offenses cleared by arrest or exceptional means	6 Number of clearances involving only persons under 18 years of age	7 Offenses where structures uninhabited, abandoned, or not normally in use	8 Estimated value of property damage
A. Single Occupancy Residential: Houses, Townhouses, Duplexes, etc.							
B. Other Residential: Apartments, Tenements, Flats, Hotels, Motels, Inns, Dormitories, Boarding Houses, etc.							
C. Storage: Barns, Garages, Warehouses, etc.							
D. Industrial/Manufacturing							
E. Other Commercial: Stores, Restaurants, Offices, etc.							
F. Community/Public: Churches, Jails, Schools, Colleges, Hospitals, etc.							
G. All Other Structures: Out Buildings, Monuments, Buildings Under Construction, etc.							
TOTAL STRUCTURE							
H. Motor Vehicles: Automobiles, Trucks, Buses, Motorcycles, etc. UCR Definition							
I. Other Mobile Property: Trailers, Recreational Vehicles, Airplanes, Boats, etc.							
TOTAL MOBILE							
J. Total Other: Crops, Timber, Fences, Signs, etc.	2		2				\$121
GRAND TOTAL	2		2				\$121

SANTA CRUZ PD
155 CENTER ST
SANTA CRUZ, CA 95060
Agency and State
CA0440200
Agency ID
56,000
Population

Month and Year of Report: 10/17


Signature
Date 11/10/17
Report Prepared by Andrew Rauss
Title Police Records Tech
Chief Andrew Mills

**MONTHLY REPORT OF OFFENSES KNOWN TO THE POLICE:
VIOLENT CRIMES COMMITTED AGAINST SENIOR CITIZENS**
In accordance with Senate concurrent resolution no. 64


<u>TYPE OF VIOLENT CRIME</u>	<u>VICTIMS AGE 60 OR OVER</u>
1) HOMICIDE	
2) FORCIBLE RAPE	
3) ROBBERY	
4) AGGRAVATED ASSAULT	4
<hr/>	
5) TOTAL	4

SANTA CRUZ PD
155 CENTER ST
SANTA CRUZ, CA 95060
Agency and State

CA0440200
Agency ID

56,000
Population

Month and Year of Report: 10/17


Signature

11/10/17
Date

Andrew Rauss

Police Records Tech

Report Prepared by

Title

Andrew Mills

Chief

**MONTHLY REPORT OF OFFENSES KNOWN TO THE POLICE:
 DOMESTIC VIOLENCE-RELATED CALLS FOR ASSISTANCE
 California Penal Code (PC) Section 13730 (a)**


TYPE OF DATA	NUMBER
TOTAL DOMESTIC VIOLENCE CALLS RECEIVED	19
TOTAL CASES INVOLVING WEAPONS	4
SUBTOTALS	
FIREARM	
KNIFE OR CUTTING INSTRUMENT	
OTHER DANGEROUS WEAPON	2
PERSONAL WEAPON (HANDS, FIST, FEET, ETC.)	2

SANTA CRUZ PD
 155 CENTER ST
 SANTA CRUZ, CA 95060
 Agency and State

CA0440200
 Agency ID

56,000
 Population

Month and Year of Report: **10/17**


 Signature

10/10/17
 Date

Andrew Rauss
 Report Prepared by

Police Records Tr
 Title

Andrew Mills
 Chief

**MONTHLY REPORT OF OFFENSES KNOWN TO THE POLICE:
HATE CRIMES**

There were 2 cases involving Hate Crimes for this compile period.

Case #s

17S-08183

17S-08294

SANTA CRUZ PD
155 CENTER ST
SANTA CRUZ, CA 95060
Agency and State

CA0440200
Agency ID

56,000
Population

Month and Year of Report: **10/17**



11/10/17

Signature

Date

Andrew Rauss

Police Records Tech

Report Prepared by

Title

Andrew Mills

Chief

LAW ENFORCEMENT OFFICERS KILLED OR ASSAULTED

It is requested this report be completed and transmitted with monthly crime reports to: Director, Federal Bureau of Investigation, Uniform Crime Reports, Washington, D.C. 20535. This form should be used to report the number of your officers who were assaulted or killed in the line of duty during the month. Additional information concerning officers killed will be requested by a separate questionnaire.


OFFICERS KILLED		By felonious act _____
Number of your law enforcement officers killed in the line of duty this month		By accident or negligence _____

OFFICERS ASSAULTED (Do not include officers killed.)

Type of Activity	Type of Weapon					Type of Assignment						Police Assaults Cleared		
	Total Assaults by Weapon	Firearm	Knife	Other Dangerous Weapon	Hands, Fists, Feet, etc.	Two Officer Vehicle	One Officer Vehicle	Detective or Special Assign.		Other				
	A	B	C	D	E	F	G	H	I	J	K		L	M
1. Responding to "Disturbance"														
2. Burglaries in Progress														
3. Robberies in Progress														
4. Attempting Other Arrests														
5. Civil Disorder														
6. Handling Prisoners	1				1		1							1
7. Suspicious Person/Circum.														
8. Ambush - No Warning														
9. Mentally Deranged														
10. Traffic Pursuits														
11. All Other														
12. TOTAL (1-11)	1				1		1							1
13. Number With Personal Injury														
14. Number Without Personal Injury					1									
15. Time of Assaults	A.M.				1									
	P.M.													
		12:01	2:00	4:00	6:00	8:00	10:00	12:00						

SANTA CRUZ PD
 155 CENTER ST
 SANTA CRUZ, CA 95060
 Agency and State
 CA0440200
 Agency ID
 56,000
 Population

Month and Year of Report: 10/17


 Signature
 Date: 11/10/17
 Report Prepared by: Andrew Rauss
 Title: Police Records Tech
 Chief: Andrew Mills

MONTHLY REPORT OF
ANTI-REPRODUCTIVE RIGHTS CRIMES (ARRC)
SUMMARY WORKSHEET

AGENCY SANTA CRUZ PD	
NCIC NUMBER CA0440200	REPORTING MONTH/YEAR 10/2017
<input type="checkbox"/> THERE WERE ___ ARRCs REPORTED TO THIS DEPARTMENT FOR THIS MONTH (Attach Data Collection Worksheets)	
<input checked="" type="checkbox"/> THERE WERE NO ARRCs REPORTED TO THIS DEPARTMENT FOR THIS MONTH	
PREPARER'S NAME Andrew Rauss	TELEPHONE NUMBER (831) 420-5870
SUBMIT THIS SUMMARY SHEET WITH THE ARRC DATA COLLECTION WORKSHEET(S), IF ANY, TO <p style="text-align: center;">State of California Department of Justice CRIMINAL JUSTICE STATISTICS CENTER P.O. Box 903427 Sacramento, CA 94203-4270</p> <p style="text-align: center;">ATTN: Anti-Reproductive Rights Crimes</p>	

Purpose:

It is the intent of the Department of Justice to:

- * Collect data on all crimes relating to violations of the Reproductive Rights Law Enforcement Act.
- * Collect data on the threatened commission of anti-reproductive rights crimes and persons suspected of committing these crimes or making these threats.
- *Distinguish between crimes of violence and non-violence.

INSTRUCTIONS FOR COMPLETION:

SUBMIT ANTI-REPRODUCTIVE RIGHTS CRIMES (ARRC) AS DEFINED IN PENAL CODE SECTION 13776 (A). SEE REVERSE OF THIS FORM FOR PENAL CODE STATUTES TO BE USED WHEN COMPLETING THIS FORM.

NOTE: It is the purpose of this legislation to collect data on any crime committed partly or wholly because the victim is a reproductive health services client, provider, or assistant, or a crime that is partly or wholly intended to intimidate the victim, or any other person or entity, or any class of persons or entities from becoming or remaining a reproductive health services client, provider or assistant.

Requirement:

This form should be submitted monthly whether or not an ARRC occurred.

Frequency:

Submit monthly, by the 10th working day for the preceding month (for example, July data should be submitted by the 10th working day in August).

Reporting # of ARRCs:

If there are ARRCs to be reported by your agency, check the first box and enter the total number of ARRCs for the reporting month. Attach Data Collection Worksheets for each ARRC report.

If there were no ARRCs to report, check the second box and submit the Summary Worksheet only.